

**MILLARD PUBLIC SCHOOLS
SCHOOL DISTRICT NO. 17
NOTICE OF MEETING**

Notice is hereby given of a Board of Education meeting of School District No. 17, in the County of Douglas, which will be held at **6:00 p.m. on Monday, September 17, 2018** at 5606 South 147th Street, Omaha, Nebraska.

Agenda for such meeting, kept continuously current, is available for public inspection at the Office of the Superintendent at 5606 South 147th Street, Omaha, Nebraska.

Linda Poole
Secretary

9-14-18

**THE DAILY RECORD
OF OMAHA**

**LYNDA K. HENNINGSEN, Publisher
PROOF OF PUBLICATION**

UNITED STATES OF AMERICA,
The State of Nebraska,
District of Nebraska,
County of Douglas,
City of Omaha, } **ss.**

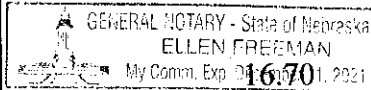
J. BOYD

being duly sworn, deposes and says that she is

LEGAL EDITOR

of **THE DAILY RECORD**, of Omaha, a legal newspaper, printed and published daily in the English language, having a bona fide paid circulation in Douglas County in excess of 300 copies, printed in Omaha, in said County of Douglas, for more than fifty-two weeks last past; that the printed notice hereto attached was published in **THE DAILY RECORD**, of Omaha, on
September 14, 2018

That said Newspaper during that time was regularly published and in general circulation in the County of Douglas, and State of Nebraska.



Publisher's Fee \$ _____
Additional Copies \$ 16.70
Total \$ _____

Subscribed in my presence and sworn to before
me this 14th day of
September 2018

**Notary Public in and for Douglas County,
State of Nebraska**

**ACKNOWLEDGMENT OF RECEIPT
OF NOTICE OF MEETING**

The undersigned members of the Board of Education of Millard, District #017, Omaha, Nebraska, hereby acknowledge receipt of advance notice of a meeting of said Board of Education and the agenda for such meeting held at 6:00 P.M. on September 17, 2018, at the Don Stroh Administrative Center, 5606 South 147 Street, Omaha, NE 68137


Dated this 17th day of September, 2018




Mike Pate – President



Linda Poole – Vice President




Amanda McGill Johnson – Secretary



Dave Anderson – Treasurer




Mike Kennedy




Stacy Jolley



Elaine Whetstone – MNHS Representative



Connor Lammel – MSHS Representative



Boris Shabaltiy – MWHS Representative



**BOARD OF EDUCATION
MEETING**



September 17, 2018

BOARD OF EDUCATION
MILLARD PUBLIC SCHOOLS
OMAHA, NEBRASKA

BOARD MEETING
SEPTEMBER 17, 2018
6:00 P.M.

DON STROH ADMINISTRATION CENTER
5606 SOUTH 147TH STREET

AGENDA

A. **Call to Order**

The Public Meeting Act is posted on the wall and available for public inspection.

B. **Pledge of Allegiance**

C. **Roll Call**

D. **Public Comments on agenda items** – This is the proper time for public questions and comments on agenda items only.
[Please make sure a request form is given to the Board President before the meeting begins.](#)

E. **Routine Matters**

1. [*Approval of Board of Education Minutes September 4, 2018](#)
2. [*Approval of Bills and receive the Treasurer's Report and Place on File](#)
3. [Summary of the Board Committee of the Whole Meeting - September 10, 2018](#)

F. **Information Items**

1. Superintendent's Comments
2. Board Comments/Announcements
3. Report from Student Representatives

G. **Unfinished Business** - None

H. **New Business**

1. [Reaffirm Policy 3644: Support Services - Construction Procedures – Dedication Plaques](#)
2. [Reaffirm Rule 3644.1: Support Services - Construction Procedures – Dedication Plaques](#)
3. [Reaffirm Policy 3645: Support Services - Construction Procedures – Change Orders](#)
4. [Approval of Rule 3645.1: Support Services - Construction Procedures - Change Orders](#)
5. [Reaffirm Policy 4137: Human Resources - Job Sharing](#)
6. [Reaffirm Rule 4137.1: Human Resources - Job Sharing - Teachers](#)
7. [Reaffirm Policy 6203: Curriculum, Instruction, and Assessment- Taught Curriculum- Lesson \(Instructional\) Plans](#)
8. [First Reading of Policy 8210: Internal Board Policies - Orientation of New Board Members](#)
9. [Reaffirm Policy 8340: Internal Board Policies - Meetings](#)
10. [Approval of Rule 8340.1: Internal Board Policies - Meetings](#)
11. [Approval of Rule 8340.2: Internal Board Policies - Meetings](#)
12. [Reaffirm Rule 8340.3: Internal Board Policies - Meetings](#)
13. [Approval of Professional Services Contract for Mueller Robak LLC](#)

I. Reports

1. [Facilities Report](#)
2. [Digital Media and ScoreVision Report](#)
3. [2017-18 Student Services Report](#)

J. Future Agenda Items/ Board Calendar

1. Board of Education Meeting on Monday, October 1, 2018 at 6:00 p.m. at the Don Stroh Administration Center
2. Committee of the Whole Meeting on Monday, October 8, 2018 at 6:00 p.m. at the Don Stroh Administration Center
3. NASB Area Membership Meeting – Omaha, October 10, 2018 at Embassy Suites (LaVista). Sessions begin at 4:30 p.m. with Dinner and Awards at 7:25 p.m.
4. Conferences – No School for Students – October 17-19, 2018
5. Board of Education Meeting on Monday, November 5, 2018 at 6:00 p.m. at the Don Stroh Administration Center
6. NASB State Education Conference on November 14-16, 2018 at the La Vista Conference Center/Embassy Suites
7. External Accreditation Team Visitation & Dinner on Sunday, November 18, 2018 @ 4:30 p.m. - 8:00 p.m. at the Don Stroh Administration Center
8. Board of Education Meeting on Monday, November 19, 2018 at 6:00 p.m. at the Don Stroh Administration Center
9. No School for Students - Teacher Work Day on Wednesday, November 21, 2018
10. Thanksgiving Holiday – No School for Students and Staff November 22 & 23, 2018

K. **Public Comments** - This is the proper time for public questions and comments on any topic.
[Please make sure a request form is given to the Board President before the meeting begins.](#)

L. Adjournment

All items indicated by an asterisk (*) will comprise the Consent Agenda and may be acted on in a single motion. Items may be deleted from the Consent Agenda by request of any board member.

BOARD OF EDUCATION
MILLARD PUBLIC SCHOOLS
OMAHA, NEBRASKA

BOARD MEETING
SEPTEMBER 17, 2018
6:00 P.M.

DON STROH ADMINISTRATION CENTER
5606 SOUTH 147TH STREET

ADMINISTRATIVE MEMORANDUM

A. Call to Order

The Public Meeting Act is posted on the wall and available for public inspection.

B. Pledge of Allegiance

C. Roll Call

D. Public Comments on agenda items – This is the proper time for public questions and comments on agenda items only. Please make sure a request form is given to the Board President before the meeting begins.

E.1* Motion by _____, seconded by _____, to approve the Board of Education Minutes from September 4, 2018 (See enclosure.)

E.2* Motion by _____, seconded by _____, to approve the bills, receive the Treasurer's Report and Place on File. (See enclosure)

E.3 Summary of the Board Committee of the Whole Meeting – September 10 , 2018 (See enclosure.)

F.1 Superintendent's Comments

F.2 Board Comments/Announcements

F.3 Report from Student Representatives

G.1 Unfinished Business - None

H.1 Motion by _____, seconded by _____, to reaffirm Policy 3644: Support Services - Construction Procedures – Dedication Plaques. (See enclosure)

H.2 Motion by _____, seconded by _____, to reaffirm Rule 3644.1: Support Services - Construction Procedures – Dedication Plaques. (See enclosure)

H.3 Motion by _____, seconded by _____, to reaffirm Policy 3645: Support Services - Construction Procedures – Change Orders. (See enclosure)

H.4 Motion by _____, seconded by _____, to approve Rule 3645.1: Support Services - Construction Procedures – Change Orders. (See enclosure)

H.5 Motion by _____, seconded by _____, to reaffirm Policy 4137: Human Resources - Job Sharing. (See enclosure)

- H.6 Motion by _____, seconded by _____, to reaffirm Rule 4137.1: Human Resources - Job Sharing - Teachers. (See enclosure)
- H.7 Motion by _____, seconded by _____, to reaffirm Policy 6203: Curriculum, Instruction, and Assessment-Taught Curriculum- Lesson (Instructional) Plans. (See enclosure)
- H.8 First Reading of Policy 8210: Internal Board Policies - Orientation of New Board Members. (See enclosure)
- H.9 Motion by _____, seconded by _____, to reaffirm Policy 8340: Internal Board Policies - Meetings . (See enclosure)
- H.10 Motion by _____, seconded by _____, to approve Rule 8340.1: Internal Board Policies - Meetings. (See enclosure)
- H.11 Motion by _____, seconded by _____, to approve Rule 8340.2: Internal Board Policies - Meetings. (See enclosure)
- H.12 Motion by _____, seconded by _____, to reaffirm Rule 8340.3: Internal Board Policies - Meetings. (See enclosure)
- H.13 Motion by _____, seconded by _____, to approve the Professional Services Contract for Mueller Robak LLC. (See enclosure)

I. Reports

1. Facilities Report
2. Digital Media and ScoreVision Report
3. 2017-18 Student Services Report

J. Future Agenda Items/ Board Calendar

1. Board of Education Meeting on Monday, October 1, 2018 at 6:00 p.m. at the Don Stroh Administration Center
2. Committee of the Whole Meeting on Monday, October 8, 2018 at 6:00 p.m. at the Don Stroh Administration Center
3. NASB Area Membership Meeting – Omaha, October 10, 2018 at Embassy Suites (LaVista). Sessions begin at 4:30 p.m. with Dinner and Awards at 7:25 p.m.
4. Conferences – No School for Students – October 17-19, 2018
5. Board of Education Meeting on Monday, November 5, 2018 at 6:00 p.m. at the Don Stroh Administration Center
6. NASB State Education Conference on November 14-16, 2018 at the La Vista Conference Center/Embassy Suites
7. External Accreditation Team Visitation & Dinner on Sunday, November 18, 2018 @ 4:30 p.m. - 8:00 p.m. at the Don Stroh Administration Center
8. Board of Education Meeting on Monday, November 19, 2018 at 6:00 p.m. at the Don Stroh Administration Center
9. No School for Students - Teacher Work Day on Wednesday, November 21, 2018
10. Thanksgiving Holiday – No School for Students and Staff November 22 & 23, 2018

K. Public Comments - This is the proper time for public questions and comments on any topic. Please make sure a request form is given to the Board President before the meeting begins.

L. Adjournment

All items indicated by an asterisk (*) will comprise the Consent Agenda and may be acted on in a single motion. Items may be deleted from the Consent Agenda by request of any board member.

MILLARD PUBLIC SCHOOLS
SCHOOL DISTRICT NO. 17

A meeting of the Board of Education of the School District No. 17, in the county of Douglas in the state of Nebraska was convened in open and public session at 6:00 p.m., Tuesday, September 4, 2018, at the Don Stroh Administration Center, 5606 South 147th Street.

Notice of this meeting was given in advance thereof by publication in the Daily Record on Friday, August 31, 2018; a copy of the publication is being attached to these minutes. Notice of this meeting was given to all members of the Board of Education and a copy of their Acknowledgment of Receipt of Notice and the agenda are attached to these minutes. Availability of the agenda was communicated in advance notice and in the notice of the Board of Education of this meeting. All proceedings hereafter shown were taken while the convened meeting was open to the attendance of the public.

President Mike Pate announced that the open meeting laws are posted and available for public inspection and asked everyone to join in the Pledge of Allegiance.

Roll call was taken. Mr. Kennedy, Mrs. Jolley, Mr. Pate, Mrs. Poole, and Mr. Anderson, were present.

Stacy Jolley made a motion to excuse Amanda McGill Johnson from the Board meeting, seconded by Mike Kennedy. Voting in favor of said motion was: Mr. Anderson, Mr. Kennedy, Mrs. Jolley, Mr. Pate, and Mrs. Poole.

Mr. Pate announced this is the proper time for public questions and comments on agenda items only. There were no requests to speak on agenda items and the two requests to speak on non-agenda items would be heard at the end of the meeting.

Motion was made by Linda Poole, seconded by Stacy Jolley, to approve the Board of Education minutes for August 20, 2018, approve the bills and receive the treasurer's report and place on file. Voting in favor of said motion was: Mrs. Jolley, Mr. Pate, Mrs. Poole, Mr. Anderson, and Mr. Kennedy. Voting against were: None. Motion carried.

Superintendent's Comments:

Dr. Sutfin shared that Ashley Nodgaard from the Communications department is here videotaping the Board for a future video. Dr. Sutfin also reminded the Board that we are using a different format to display our board packet and asked Dr. Kent Kingston to walk the group through the Google doc.

Board Comments:

Mike Kennedy:

No comment

Stacy Jolley:

Mrs. Jolley shared she has had the opportunity to visit several schools and it has been a wonderful experience.

Linda Poole:

No comment

Dave Anderson:

No comment

Mike Pate:

No comment

Student Representative Update:

Elaine Whestine, student representative from Millard North High School, Connor Lammel, student representative from Millard South High School, and Boris Shabaltiy, student representative from Millard West High School, reported on the academic and athletic happenings at their respective schools.

Mr. Pate requested the Scouts in the audience stand and introduce themselves.

Unfinished Business: None

New Business:

Motion by Mike Kennedy, seconded by Stacy Jolley, to reaffirm the following policies; Policy 3611: Support Services - Construction / Planning - Determining Needs, Policy 3631: Support Services - Construction - Site Acquisition, Policy 3632: Support Services - Construction - Site Landscaping, Policy 6005: Curriculum, Instruction, and Assessment- System Wide Planning for Curriculum, Instruction, and Assessment, and Staff Development, Policy 6100: Curriculum, Instruction, and Assessment- Written Curriculum- Millard Education Program (MEP), Policy 6101: Curriculum, Instruction, and Assessment- Accountability, Policy 6121: Curriculum, Instruction, and Assessment- Written Curriculum- Planning Timelines, Policy 6220: Curriculum, Instruction, and Assessment- Taught Curriculum- Organization of Instruction, Policy 8111: Internal Board Policies - Attendance Areas, Policy 8140: Internal Board Policies - Temporary Committees, and Policy 8251: Internal Board Policies - A Code of Ethics for School Board Members. Voting in favor of said motion was Mrs. Poole, Mr. Anderson, Mr. Kennedy, Mrs. Jolley, and Mr. Pate. Voting against were: None. Motion carried.

Motion by Linda Poole, seconded by Dave Anderson, to approve the Organizational Charts. Voting in favor of said motion was: Mr. Pate, Mrs. Poole, Mr. Anderson, Mr. Kennedy, and Mrs. Jolley. Voting against were: None. Motion carried.

Motion by Stacy Jolley, seconded by Linda Poole, to approve the 2018-2019 Learning Community Superintendents' Early Childhood Plan Agreement. *Mike Pate asked about the evaluation process. Dr. Heather Phipps shared that Buffett Early Childhood partner with Munroe-Meyer Institute to evaluate the climate of the school and the achievement of the students. Mr. Andy DeFreece shared that we are seeing great support for our students and feel we have a great two-way collaboration with Buffett Early Childhood.*

Mike Kennedy shared that this is a good program and shared his concern about the Learning Community creating a foundation and wonders how this might impact Millard. Dr. Sutfin shared that this will be an agenda item on a future MOEC Superintendent meeting. Voting in favor of said motion was: Mr. Kennedy, Mrs. Jolley, Mr. Pate, Mrs. Poole, and Mr. Anderson. Voting against were: None. Motion carried.

Motion by Linda Poole, seconded by Dave Andersen, that the FYE19 Budget be adopted as submitted in the Revised Budget Summary and that such document be incorporated herein in its entirety by this reference. *Mr. Chad Meisgeier shared we have received the official property tax certification and for once they came in better an expected. To adjust for this the recommendation is to use 3.9 cents for the levy instead of the 4 cents which is a net levy of 3.2 cents. Mr. Kennedy thanks Dr. Sutfin and his team for sticking to the board's directive of keeping the budget under 3%.* Voting in favor of said motion was Mr. Anderson, Mr. Kennedy, Mrs. Jolley, Mr. Pate, and Mrs. Poole. Voting against were: None. Motion carried.

Motion by Linda Poole, seconded by Stacy Jolley, that the approval be given to the Resolution Regarding FYE19 Property Tax Requests as submitted and that such resolution be incorporated in its entirety into this motion. Voting in favor of said motion was Mrs. Jolley, Mr. Pate, Mrs. Poole, Mr. Anderson, and Mr. Kennedy. Voting against were: None. Motion carried.

Motion by Dave Anderson, seconded by Stacy Jolley, to approve of Personnel Actions: **Recommendation to Hire:** Darrin J. Miller; **Resignation Agenda:** Thomas S. Janes; **Leave of Absence:** Katherine A. Schwarz. Voting in favor of said motion was Mrs. Poole, Mr. Anderson, Mr. Kennedy, Mrs. Jolley, and Mr. Pate. Voting against were: None. Motion carried.

Mr. Pate requested to move Executive Session to the end of the agenda. There was no objection.

Reports:

Legislative Report:

Mr. Nolan Beyer shared several documents with the board: State of Nebraska 2018 Primary Election Legislative Candidates, Historical and Current Nebraska K-12 School Data and Invest in Nebraska. He also updated the board on Legislative Interim Committees studies that have taken place.

Strategic Planning Report:

Dr. Kim Saum-Mills shared that over the last 3 decades, Millard Public Schools has experienced a long rich history of strategic planning. One of our parameters is that we will always communicate effectively, both internally and externally, in order to implement our Strategic Plan, operate our schools, and maintain high levels of student, staff, family and community

support. One step in our communication plan for the Strategic Plan is to have each principal supervisor present to each of our 35 buildings in order to communicate Millard's new Strategic Plan. We are also informing our staff of our upcoming accreditation visit in November by NDE.

Enrollment Report (Beginning of Year):

Dr. Darin Kelberlau shared this is the first of four enrollment reports and indicated the beginning of the year numbers. This data was pulled on August 20, 2018 and our PK-12 enrollment numbers are 24,035. This number is very similar to the numbers last year at this time.

Future Agenda Items/ Board Calendar:

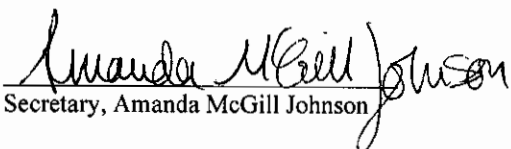
1. Staff Fundraising Campaign Kickoff on September 6, 2018 at 7:30 a.m. at the Foundation Office
2. Committee of the Whole Meeting on Monday, September 10, 2018 at 6:00 p.m. at the Don Stroh Administration Center
3. Board of Education Meeting on Monday, September 17, 2018 at 6:00 p.m. at the Don Stroh Administration Center
4. Board of Education Meeting on Monday, October 1, 2018 at 6:00 p.m. at the Don Stroh Administration Center
5. Committee of the Whole Meeting on Monday, October 8, 2018 at 6:00 p.m. at the Don Stroh Administration Center
6. NASB Area Membership Meeting – Omaha, October 10, 2018 at Embassy Suites (LaVista). Sessions begin at 4:30 p.m. with Dinner and Awards at 7:25 p.m.
7. Conferences – No School for Students – October 17-19, 2018
8. Board of Education Meeting on Monday, November 5, 2018 at 6:00 p.m. at the Don Stroh Administration Center
9. NASB State Education Conference on November 14-16, 2018 at the La Vista Conference Center/Embassy Suites

Mike Pate requested a motion for the Board to go into Executive Session.

At 6:59 p.m. Linda Poole made a motion to go into Execution Session, seconded by Mike Kennedy. Voting in favor of said motion was: Mr. Kennedy, Mrs. Jolley, Mr. Pate, Mrs. Poole, and Mr. Anderson. Voting against were: None. Motion carried.

Mr. Pate announced the board would go into Executive Session at 7:05 p.m.

Motion by Mike Kennedy and seconded by Dave Anderson to come out of Executive Session at 8:00 p.m. Voting in favor of said motion was: Mr. Pate, Mr. Kennedy, Mrs. Poole, Mr. Anderson, and Mrs. Jolley. Voting against were: None. Motion carried.


Secretary, Amanda McGill Johnson

Millard Public Schools

September 17, 2018

Millard Public Schools Check Register Prepared for the Board Meeting for Sep 17, 2018

Fund	Check Number	Check Date	Vendor Number	Vendor Name	Transaction Amount
01	459247	08/31/2018	011651	AMERICAN EXPRESS	\$6,045.93
	459248	08/31/2018	140515	VICTORIA L KOMOR	\$19.02
	459250	09/06/2018	142307	MANAGE MINDFULLY INC	\$5,112.00
	459251	09/06/2018	139797	US BANK NATIONAL ASSOCIATION	\$100.00
	459258	09/17/2018	134185	KRISTEN R ALLAN	\$100.00
	459259	09/17/2018	142373	LUCAS T BOND	\$25.00
	459261	09/17/2018	106893	WICHITA WATER CONDITIONING INC	\$18.67
	459263	09/17/2018	142374	TRACY KILLION	\$132.68
	459264	09/17/2018	099928	NATIONAL SPEECH & DEBATE ASSN/NFL	\$149.00
	459265	09/17/2018	139807	NEBRASKA ASSOCIATION FOR CURRICULUM	\$390.00
	459266	09/17/2018	133850	ONE SOURCE	\$38.00
	459267	09/17/2018	109815	JENNIFER L SCOTT	\$424.88
	459268	09/17/2018	131446	TOSHIBA FINANCIAL SERVICES	\$2,066.00
	459269	09/17/2018	090242	UNITED PARCEL SERVICE	\$120.00
	459270	09/17/2018	139797	US BANK NATIONAL ASSOCIATION	\$9,277.00
	459271	09/17/2018	141432	WELLS FARGO FINANCIAL LEASNG INC	\$3,101.72
	E100135	09/17/2018	078420	RAWSON & SONS ROOFING, INC.	\$11,868.00
	E100136	09/17/2018	139843	STUDENT TRANSPORATION NEBRASKA INC	\$139.25
01 - Total					\$39,127.15
02	26280	09/17/2018	106893	WICHITA WATER CONDITIONING INC	\$5.33
	26281	09/17/2018	140871	DAVID C WOOD	\$2,530.20
	26282	09/17/2018	140802	KAREN M HEDGECKOCK	\$9.81
	26283	09/17/2018	136279	MILLARD PUBLIC SCHOOL CLEARING ACCT	\$1,287.67
	E30000	09/04/2018	019111	BISHOP BUSINESS EQUIPMENT	\$526.00
	E30001	09/04/2018	141913	PCS REVENUE CONTROL SYSTEMS INC	\$7,100.93
02 - Total					\$11,459.94
07	459260	09/17/2018	135245	BAHR VERMEER HAECKER ARCHITECTS	\$7,450.00
	459262	09/17/2018	140227	D R HOLTZE CONTRACTING INC	\$30,699.45

Millard Public Schools Check Register Prepared for the Board Meeting for Sep 17, 2018

Fund	Check Number	Check Date	Vendor Number	Vendor Name	Transaction Amount
07	E100134	09/17/2018	136147	MCKINNIS ROOFING & SHEET METAL INC	\$287,805.00
07 - Total					\$325,954.45
50	459249	08/31/2018	140432	STEPHEN TODD	\$4,800.00
50 - Total					\$4,800.00
99	459249	08/31/2018	140432	STEPHEN TODD	(\$192.00)
99 - Total					(\$192.00)
Overall - Total					\$381,149.54

Current Cash Balance

Sorted by Site ID, Group ID, Activity ID.
From 07/01/2018 to 07/31/2018.

Site ID Group ID	Site Name Group Name	Activity ID	Activity Name	Beginning Cash	Receipts	Disbursements	Adjustments	Cash Balance
DSAC	Don Stroh Administration Center							
A	ACTIVITY GENERAL							
	1010	General Admin		120,769.39	17.26	0.00	0.00	120,786.65
	1025	Savings		317.49	0.00	0.00	0.00	317.49
	1030	Staff Vending		3,358.74	0.00	0.00	0.00	3,358.74
	1105	Laptop Insurance		0.00	0.00	0.00	0.00	0.00
	1106	Laptop Loss/Damage		0.00	0.00	0.00	0.00	0.00
	A	Totals:		124,445.62	17.26	0.00	0.00	124,462.88
E	ADMINISTRATIVE CUSTODIAL							
	5005	Activity Express		117,731.93	3,610.00	2,637.02	0.00	118,704.91
	5009	Friday Folder Advertising		0.00	0.00	0.00	0.00	0.00
	5011	Creative Cottage Crafts		931.99	0.00	0.00	0.00	931.99
	5060	Hospitality		4.59	0.00	0.00	0.00	4.59
	5062	Ed Services Hospitality		175.73	0.00	0.00	0.00	175.73
	5080	Media		0.00	0.00	0.00	0.00	0.00
	5081	MPS App		3,499.98	0.00	0.00	0.00	3,499.98
	5096	MPS Activities Calendar		1,274.76	0.00	0.00	0.00	1,274.76
	5098	NFUSSD		0.00	0.00	0.00	0.00	0.00
	5110	Other Student Activities		0.00	0.00	0.00	0.00	0.00
	5140	PayBac		0.00	0.00	0.00	0.00	0.00
	5165	Logo Sales		923.43	0.00	0.00	0.00	923.43
	5176	Student Showcase		60.00	0.00	0.00	0.00	60.00
	5177	Staff Development		0.00	0.00	0.00	0.00	0.00
	5178	STOP Hunger		4.84	0.00	0.00	0.00	4.84
	5225	WF Student Donation		5,660.18	0.00	0.00	0.00	5,660.18
	5250	Instrument Rental		8,038.02	1,710.00	9,307.90	0.00	440.12
	5255	South Swim Lessons		56,253.00	3,275.00	0.00	0.00	59,528.00
	5260	North Swim Lessons		34,435.00	0.00	0.00	0.00	34,435.00
	5265	West Swim Lessons		21,560.00	0.00	0.00	0.00	21,560.00
	5270	North Open Swim		667.00	0.00	0.00	0.00	667.00
	5275	West Open Swim		4,100.00	0.00	0.00	0.00	4,100.00
	5280	South Open Swim		3,980.00	289.00	0.00	0.00	4,269.00
	5285	Maintenance Vending		492.59	0.00	0.00	0.00	492.59
	5290	Tech Vending		366.42	0.00	61.73	0.00	304.69
	5295	Facility Use Rental Fee		-717.92	7,835.50	0.00	0.00	7,117.58
	5300	Facility Use Building Access		2,064.00	16,336.00	0.00	0.00	18,400.00
	5305	Facility Use Staffing		1,713.00	2,798.50	0.00	0.00	4,511.50
	5310	Check Collection		483.15	0.00	0.00	0.00	483.15
	E	Totals:		263,701.69	35,854.00	12,006.65	0.00	287,549.04
Q	STUDENT FEE FUND							
	7195	HAL Field Trips		3,235.96	0.00	0.00	0.00	3,235.96
	Q	Totals:		3,235.96	0.00	0.00	0.00	3,235.96

Current Cash Balance

Sorted by Site ID, Group ID, Activity ID.
From 07/01/2018 to 07/31/2018.

Site ID	Site Name						
Group ID	Group Name						
Activity ID	Activity Name		Beginning Cash	Receipts	Disbursements	Adjustments	Cash Balance
	DSAC	Totals:	391,383.27	35,871.26	12,006.65	0.00	415,247.88

Current Cash Balance

Sorted by Site ID, Group ID, Activity ID.
From 07/01/2018 to 07/31/2018.

Site ID Group ID	Site Name Group Name	Activity ID	Activity Name	Beginning Cash	Receipts	Disbursements	Adjustments	Cash Balance
Abbott	Abbott Elementary							
A	ACTIVITY GENERAL							
		1010	General Admin	30,996.71	1.54	0.00	0.00	30,998.25
		1020	Volunteers-General	1,021.59	0.00	0.00	0.00	1,021.59
		1030	Staff Vending	447.88	0.00	35.00	0.00	412.88
			A Totals:	32,466.18	1.54	35.00	0.00	32,432.72
D	CLUBS AND ORGANIZATIONS							
		4040	Art	0.00	0.00	0.00	0.00	0.00
		4230	Environmental Club	0.00	0.00	0.00	0.00	0.00
		4440	Leadership Club	0.00	0.00	0.00	0.00	0.00
		4500	Music	0.00	0.00	0.00	0.00	0.00
		4540	Other Clubs	0.00	0.00	0.00	0.00	0.00
		4580	Reading	0.00	0.00	0.00	0.00	0.00
		4620	Safety Patrol	0.00	0.00	0.00	0.00	0.00
		4660	Spanish Club	0.00	0.00	0.00	0.00	0.00
		4710	Student Council	957.80	0.00	0.00	0.00	957.80
		4760	World Language	102.48	0.00	0.00	0.00	102.48
			D Totals:	1,060.28	0.00	0.00	0.00	1,060.28
E	ADMINISTRATIVE CUSTODIAL							
		5040	Fundraising-General	0.00	0.00	0.00	0.00	0.00
		5060	Hospitality	0.00	0.00	0.00	0.00	0.00
		5080	Media	1,155.08	0.00	0.00	0.00	1,155.08
		5110	Other Student Activities	0.00	0.00	0.00	0.00	0.00
		5121	KG Field Trips-Curriculum Related	322.80	0.00	0.00	0.00	322.80
		5122	1st Grade Field Trips-Curriculum Related	505.31	0.00	0.00	0.00	505.31
		5123	2nd Grade Field Trips-Curriculum Related	336.10	0.00	0.00	0.00	336.10
		5124	3rd Grade Field Trips-Curriculum Related	19.56	0.00	0.00	0.00	19.56
		5125	4th Grade Field Trips-Curriculum Related	104.08	0.00	0.00	0.00	104.08
		5126	5th Grade Field Trips-Curriculum Related	-39.36	0.00	0.00	0.00	-39.36
		5127	6th Grade Field Trips-Curriculum Related	0.00	0.00	0.00	0.00	0.00
		5128	7th Grade Field Trips-Curriculum Related	0.00	0.00	0.00	0.00	0.00
		5129	8th Grade Field Trips-Curriculum Related	0.00	0.00	0.00	0.00	0.00
		5180	Teacher Fund/Grants	-37.67	0.00	0.00	0.00	-37.67
			E Totals:	2,365.90	0.00	0.00	0.00	2,365.90
Q	STUDENT FEE FUND							
		7000	KG Field Trips	0.00	0.00	0.00	0.00	0.00
		7010	1st Grade Field Trips	0.00	0.00	0.00	0.00	0.00
		7020	2nd Grade Field Trips	0.00	0.00	0.00	0.00	0.00
		7030	3rd Grade Field Trips	0.00	0.00	0.00	0.00	0.00
		7040	4th Grade Field Trips	0.00	0.00	0.00	0.00	0.00
		7050	5th Grade Field Trips	0.00	0.00	0.00	0.00	0.00
		7900	Field Trips-Other	0.00	0.00	0.00	0.00	0.00

Current Cash Balance

Sorted by Site ID, Group ID, Activity ID.
From 07/01/2018 to 07/31/2018.

Site ID	Site Name		Beginning Cash	Receipts	Disbursements	Adjustments	Cash Balance
Group ID	Group Name	Activity ID Activity Name					
		Q Totals:	0.00	0.00	0.00	0.00	0.00
		Abbott Totals:	35,892.36	1.54	35.00	0.00	35,858.90

Current Cash Balance

Sorted by Site ID, Group ID, Activity ID.
From 07/01/2018 to 07/31/2018.

Site ID Group ID	Site Name Group Name	Activity ID	Activity Name	Beginning Cash	Receipts	Disbursements	Adjustments	Cash Balance
Ackerm	Ackerman Elementary							
A	ACTIVITY GENERAL							
	1010		General Admin	10,686.76	3.13	0.00	0.00	10,689.89
	1020		Volunteers-General	51,376.08	0.00	0.00	0.00	51,376.08
	1022		Volunteers - Hospitality	0.00	0.00	0.00	0.00	0.00
	1030		Staff Vending	127.78	0.00	0.00	0.00	127.78
		A	Totals:	62,190.62	3.13	0.00	0.00	62,193.75
D	CLUBS AND ORGANIZATIONS							
	4040		Art	3,246.25	0.00	0.00	0.00	3,246.25
	4070		Birthday Book Club	0.00	0.00	0.00	0.00	0.00
	4140		Choir	0.00	0.00	0.00	0.00	0.00
	4270		Field Day	1,355.15	0.00	0.00	0.00	1,355.15
	4580		Reading	1,288.30	0.00	0.00	0.00	1,288.30
	4710		Student Council	646.31	0.00	0.00	0.00	646.31
	4770		Yearbook	1,300.70	0.00	0.00	0.00	1,300.70
		D	Totals:	7,836.71	0.00	0.00	0.00	7,836.71
E	ADMINISTRATIVE CUSTODIAL							
	5040		Fundraising-General	365.95	0.00	0.00	0.00	365.95
	5060		Hospitality	0.00	0.00	0.00	0.00	0.00
	5070		Library	1,770.22	0.00	0.00	0.00	1,770.22
	5110		Other Student Activities	0.00	0.00	0.00	0.00	0.00
	5121		KG Field Trips-Curriculum Related	0.00	0.00	0.00	0.00	0.00
	5122		1st Grade Field Trips-Curriculum Related	165.70	0.00	0.00	0.00	165.70
	5123		2nd Grade Field Trips-Curriculum Related	0.00	0.00	0.00	0.00	0.00
	5124		3rd Grade Field Trips-Curriculum Related	86.66	0.00	0.00	0.00	86.66
	5125		4th Grade Field Trips-Curriculum Related	241.25	0.00	0.00	0.00	241.25
	5126		5th Grade Field Trips-Curriculum Related	0.00	0.00	0.00	0.00	0.00
	5140		PayBac	2.75	0.00	0.00	0.00	2.75
	5180		Teacher Fund/Grants	407.13	0.00	0.00	0.00	407.13
		E	Totals:	3,039.66	0.00	0.00	0.00	3,039.66
Q	STUDENT FEE FUND							
	7000		KG Field Trips	0.00	0.00	0.00	0.00	0.00
	7010		1st Grade Field Trips	0.00	0.00	0.00	0.00	0.00
	7020		2nd Grade Field Trips	0.00	0.00	0.00	0.00	0.00
	7030		3rd Grade Field Trips	0.00	0.00	0.00	0.00	0.00
	7040		4th Grade Field Trips	0.00	0.00	0.00	0.00	0.00
	7050		5th Grade Field Trips	0.00	0.00	0.00	0.00	0.00
	7900		Field Trips-Other	0.00	0.00	0.00	0.00	0.00
		Q	Totals:	0.00	0.00	0.00	0.00	0.00
		Ackerma	Totals:	73,066.99	3.13	0.00	0.00	73,070.12

Current Cash Balance

Sorted by Site ID, Group ID, Activity ID.

From 07/01/2018 to 07/31/2018.

Site ID	Site Name		Beginning Cash	Receipts	Disbursements	Adjustments	Cash Balance
Group ID	Group Name	Activity ID Activity Name					
Aldrich	Aldrich Elementary						
A	ACTIVITY GENERAL						
	1010	General Admin	31,377.35	0.00	15,000.00	60.85	16,438.20
	1030	Staff Vending	121.23	0.00	0.00	0.00	121.23
	A	Totals:	31,498.58	0.00	15,000.00	60.85	16,559.43
D	CLUBS AND ORGANIZATIONS						
	4040	Art	0.00	0.00	0.00	0.00	0.00
	4070	Birthday Book Club	4,527.42	0.00	0.00	0.00	4,527.42
	4710	Student Council	4.20	0.00	0.00	0.00	4.20
	D	Totals:	4,531.62	0.00	0.00	0.00	4,531.62
E	ADMINISTRATIVE CUSTODIAL						
	5040	Fundraising-General	0.00	0.00	0.00	0.00	0.00
	5060	Hospitality	0.00	0.00	0.00	0.00	0.00
	5070	Library	564.65	0.00	0.00	0.00	564.65
	5110	Other Student Activities	0.00	0.00	0.00	0.00	0.00
	5121	KG Field Trips-Curriculum Related	0.00	0.00	0.00	0.00	0.00
	5122	1st Grade Field Trips-Curriculum Related	0.00	0.00	0.00	0.00	0.00
	5123	2nd Grade Field Trips-Curriculum Related	0.00	0.00	0.00	0.00	0.00
	5124	3rd Grade Field Trips-Curriculum Related	0.00	0.00	0.00	0.00	0.00
	5125	4th Grade Field Trips-Curriculum Related	0.00	0.00	0.00	0.00	0.00
	5126	5th Grade Field Trips-Curriculum Related	0.00	0.00	0.00	0.00	0.00
	E	Totals:	564.65	0.00	0.00	0.00	564.65
Q	STUDENT FEE FUND						
	7000	KG Field Trips	0.00	0.00	0.00	0.00	0.00
	7010	1st Grade Field Trips	0.00	0.00	0.00	0.00	0.00
	7020	2nd Grade Field Trips	0.00	0.00	0.00	0.00	0.00
	7030	3rd Grade Field Trips	0.00	0.00	0.00	0.00	0.00
	7040	4th Grade Field Trips	0.00	0.00	0.00	0.00	0.00
	7050	5th Grade Field Trips	0.00	0.00	0.00	0.00	0.00
	7900	Field Trips-Other	0.00	0.00	0.00	0.00	0.00
	Q	Totals:	0.00	0.00	0.00	0.00	0.00
	Aldrich	Totals:	36,594.85	0.00	15,000.00	60.85	21,655.70

Current Cash Balance

Sorted by Site ID, Group ID, Activity ID.
From 07/01/2018 to 07/31/2018.

Site ID Group ID	Site Name Group Name	Activity ID	Activity Name	Beginning Cash	Receipts	Disbursements	Adjustments	Cash Balance
BlackEl	Black Elk Elementary							
A	ACTIVITY GENERAL							
	1010		General Admin	15,370.49	2.79	92.95	0.00	15,280.33
	1020		Volunteers-General	35,358.86	0.00	0.00	0.00	35,358.86
	1022		Volunteers - Hospitality	0.00	0.00	0.00	0.00	0.00
	1030		Staff Vending	0.00	0.00	0.00	0.00	0.00
		A	Totals:	50,729.35	2.79	92.95	0.00	50,639.19
D	CLUBS AND ORGANIZATIONS							
	4040		Art	2,232.59	0.00	0.00	0.00	2,232.59
	4070		Birthday Book Club	4,132.86	0.00	0.00	0.00	4,132.86
	4140		Choir	351.51	0.00	0.00	0.00	351.51
	4270		Field Day	1,455.33	0.00	0.00	0.00	1,455.33
	4540		Other Clubs	0.00	0.00	0.00	0.00	0.00
	4580		Reading	50.65	0.00	0.00	0.00	50.65
	4710		Student Council	2,289.38	0.00	0.00	0.00	2,289.38
		D	Totals:	10,512.32	0.00	0.00	0.00	10,512.32
E	ADMINISTRATIVE CUSTODIAL							
	5040		Fundraising-General	0.00	0.00	0.00	0.00	0.00
	5065		Hospitality-VIP	975.11	0.00	0.00	0.00	975.11
	5080		Media	2,075.09	0.00	0.00	0.00	2,075.09
	5100		Other Adm Custodial	0.00	0.00	0.00	0.00	0.00
	5110		Other Student Activities	0.00	0.00	0.00	0.00	0.00
	5121		KG Field Trips-Curriculum Related	6.50	0.00	0.00	0.00	6.50
	5122		1st Grade Field Trips-Curriculum Related	0.00	0.00	0.00	0.00	0.00
	5123		2nd Grade Field Trips-Curriculum Related	0.00	0.00	0.00	0.00	0.00
	5124		3rd Grade Field Trips-Curriculum Related	0.00	0.00	0.00	0.00	0.00
	5125		4th Grade Field Trips-Curriculum Related	0.00	0.00	0.00	0.00	0.00
	5126		5th Grade Field Trips-Curriculum Related	0.00	0.00	0.00	0.00	0.00
	5140		PayBac	737.80	32.05	0.00	0.00	769.85
		E	Totals:	3,794.50	32.05	0.00	0.00	3,826.55
Q	STUDENT FEE FUND							
	7000		KG Field Trips	0.00	0.00	0.00	0.00	0.00
	7900		Field Trips-Other	0.00	0.00	0.00	0.00	0.00
		Q	Totals:	0.00	0.00	0.00	0.00	0.00
		BlackElk	Totals:	65,036.17	34.84	92.95	0.00	64,978.06

Current Cash Balance

Sorted by Site ID, Group ID, Activity ID.

From 07/01/2018 to 07/31/2018.

Site ID	Site Name		Beginning Cash	Receipts	Disbursements	Adjustments	Cash Balance
Group ID	Group Name	Activity ID Activity Name					
Bryan	Bryan Elementary School						
A	ACTIVITY GENERAL						
	1010	General Admin	13,519.72	62.89	58.43	0.00	13,524.18
	1030	Staff Vending	439.22	0.00	0.00	0.00	439.22
	A	Totals:	13,958.94	62.89	58.43	0.00	13,963.40
D	CLUBS AND ORGANIZATIONS						
	4040	Art	284.17	0.00	0.00	0.00	284.17
	4220	Drama Club	122.07	0.00	0.00	0.00	122.07
	4500	Music	-18.34	0.00	0.00	0.00	-18.34
	4710	Student Council	1,480.25	0.00	0.00	0.00	1,480.25
	D	Totals:	1,868.15	0.00	0.00	0.00	1,868.15
E	ADMINISTRATIVE CUSTODIAL						
	5015	Circle of Friends	0.00	0.00	0.00	0.00	0.00
	5040	Fundraising-General	10,643.82	0.00	307.50	-872.45	9,463.87
	5060	Hospitality	0.00	0.00	0.00	0.00	0.00
	5080	Media	3,145.69	0.00	0.00	0.00	3,145.69
	5100	Other Adm Custodial	539.70	0.00	0.00	0.00	539.70
	5110	Other Student Activities	269.00	0.00	0.00	0.00	269.00
	5121	KG Field Trips-Curriculum Related	-379.14	0.00	0.00	379.14	0.00
	5122	1st Grade Field Trips-Curriculum Related	-329.68	0.00	0.00	329.68	0.00
	5123	2nd Grade Field Trips-Curriculum Related	-163.63	0.00	0.00	163.63	0.00
	5124	3rd Grade Field Trips-Curriculum Related	-64.40	0.00	0.00	64.40	0.00
	5125	4th Grade Field Trips-Curriculum Related	-419.18	293.18	0.00	126.00	0.00
	5126	5th Grade Field Trips-Curriculum Related	191.30	0.00	0.00	-190.40	0.90
	5180	Teacher Fund/Grants	239.84	0.00	0.00	0.00	239.84
	E	Totals:	13,673.32	293.18	307.50	0.00	13,659.00
Q	STUDENT FEE FUND						
	7000	KG Field Trips	0.00	0.00	0.00	0.00	0.00
	7010	1st Grade Field Trips	0.00	0.00	0.00	0.00	0.00
	7020	2nd Grade Field Trips	0.00	0.00	0.00	0.00	0.00
	7030	3rd Grade Field Trips	0.00	0.00	0.00	0.00	0.00
	7040	4th Grade Field Trips	0.00	0.00	0.00	0.00	0.00
	7050	5th Grade Field Trips	0.00	0.00	0.00	0.00	0.00
	7900	Field Trips-Other	0.00	0.00	0.00	0.00	0.00
	Q	Totals:	0.00	0.00	0.00	0.00	0.00
	Bryan	Totals:	29,500.41	356.07	365.93	0.00	29,490.55

Current Cash Balance

Sorted by Site ID, Group ID, Activity ID.
From 07/01/2018 to 07/31/2018.

Site ID Group ID	Site Name Group Name	Activity ID	Activity Name	Beginning Cash	Receipts	Disbursements	Adjustments	Cash Balance
Cather	Cather Elementary							
A	ACTIVITY GENERAL							
	1010		General Admin	18,224.14	1.10	0.00	0.00	18,225.24
	1030		Staff Vending	0.00	0.00	0.00	0.00	0.00
		A	Totals:	18,224.14	1.10	0.00	0.00	18,225.24
D	CLUBS AND ORGANIZATIONS							
	4040		Art	0.00	0.00	0.00	0.00	0.00
	4090		Bowling Club	0.00	0.00	0.00	0.00	0.00
	4540		Other Clubs	0.00	0.00	0.00	0.00	0.00
	4610		SAFE/DARE/Drug Free	77.23	0.00	0.00	0.00	77.23
	4710		Student Council	1,028.37	0.00	0.00	0.00	1,028.37
		D	Totals:	1,105.60	0.00	0.00	0.00	1,105.60
E	ADMINISTRATIVE CUSTODIAL							
	5040		Fundraising-General	0.00	0.00	0.00	0.00	0.00
	5060		Hospitality	430.51	0.00	0.00	0.00	430.51
	5070		Library	3,111.02	0.00	0.00	0.00	3,111.02
	5110		Other Student Activities	-7.68	0.00	0.00	0.00	-7.68
	5121		KG Field Trips-Curriculum Related	182.53	0.00	0.00	0.00	182.53
	5122		1st Grade Field Trips-Curriculum Related	21.42	0.00	0.00	0.00	21.42
	5123		2nd Grade Field Trips-Curriculum Related	301.87	0.00	0.00	0.00	301.87
	5124		3rd Grade Field Trips-Curriculum Related	-148.94	0.00	0.00	0.00	-148.94
	5125		4th Grade Field Trips-Curriculum Related	266.37	0.00	0.00	0.00	266.37
	5126		5th Grade Field Trips-Curriculum Related	185.63	0.00	0.00	0.00	185.63
	5140		PayBac	1,809.14	0.00	0.00	0.00	1,809.14
		E	Totals:	6,151.87	0.00	0.00	0.00	6,151.87
Q	STUDENT FEE FUND							
	7900		Field Trips-Other	0.00	0.00	0.00	0.00	0.00
		Q	Totals:	0.00	0.00	0.00	0.00	0.00
		Cather	Totals:	25,481.61	1.10	0.00	0.00	25,482.71

Current Cash Balance

Sorted by Site ID, Group ID, Activity ID.
From 07/01/2018 to 07/31/2018.

Site ID Group ID	Site Name Group Name	Activity ID	Activity Name	Beginning Cash	Receipts	Disbursements	Adjustments	Cash Balance
Cody	Cody Elementary School							
A	ACTIVITY GENERAL							
	1010		General Admin	2,990.95	0.68	0.00	0.00	2,991.63
	1030		Staff Vending	93.58	0.00	0.00	0.00	93.58
	1050		Projects/Support	1,651.54	0.00	0.00	0.00	1,651.54
		A	Totals:	4,736.07	0.68	0.00	0.00	4,736.75
D	CLUBS AND ORGANIZATIONS							
	4040		Art	0.00	0.00	0.00	0.00	0.00
	4100		Builders Club	136.00	0.00	0.00	0.00	136.00
	4140		Choir	237.71	0.00	0.00	0.00	237.71
	4540		Other Clubs	0.00	0.00	0.00	0.00	0.00
	4710		Student Council	4,173.20	0.00	0.00	0.00	4,173.20
		D	Totals:	4,546.91	0.00	0.00	0.00	4,546.91
E	ADMINISTRATIVE CUSTODIAL							
	5040		Fundraising-General	0.00	0.00	0.00	0.00	0.00
	5060		Hospitality	0.00	0.00	0.00	0.00	0.00
	5080		Media	3,860.87	0.00	0.00	0.00	3,860.87
	5110		Other Student Activities	645.82	0.00	0.00	0.00	645.82
	5121		KG Field Trips-Curriculum Related	518.20	0.00	0.00	0.00	518.20
	5122		1st Grade Field Trips-Curriculum Related	713.70	0.00	0.00	0.00	713.70
	5123		2nd Grade Field Trips-Curriculum Related	227.12	0.00	0.00	0.00	227.12
	5124		3rd Grade Field Trips-Curriculum Related	220.61	0.00	0.00	0.00	220.61
	5125		4th Grade Field Trips-Curriculum Related	11.25	0.00	0.00	0.00	11.25
	5126		5th Grade Field Trips-Curriculum Related	60.75	0.00	0.00	0.00	60.75
	5165		Logo Sales	210.82	0.00	0.00	0.00	210.82
	5170		Student Notebooks	0.00	0.00	0.00	0.00	0.00
		E	Totals:	6,469.14	0.00	0.00	0.00	6,469.14
Q	STUDENT FEE FUND							
	7900		Field Trips-Other	0.00	0.00	0.00	0.00	0.00
		Q	Totals:	0.00	0.00	0.00	0.00	0.00
		Cody	Totals:	15,752.12	0.68	0.00	0.00	15,752.80

Current Cash Balance

Sorted by Site ID, Group ID, Activity ID.
From 07/01/2018 to 07/31/2018.

Site ID Group ID	Site Name Group Name	Activity ID	Activity Name	Beginning Cash	Receipts	Disbursements	Adjustments	Cash Balance
Cottonw Cottonwood Elementary School								
A ACTIVITY GENERAL								
	1010		General Admin	20,344.62	1.13	0.00	0.00	20,345.75
	1030		Staff Vending	408.60	0.00	0.00	0.00	408.60
	A Totals:			20,753.22	1.13	0.00	0.00	20,754.35
D CLUBS AND ORGANIZATIONS								
	4040		Art	11.76	0.00	0.00	0.00	11.76
	4580		Reading	0.00	0.00	0.00	0.00	0.00
	4610		SAFE/DARE/Drug Free	0.00	0.00	0.00	0.00	0.00
	4710		Student Council	2,565.48	0.00	0.00	0.00	2,565.48
	4750		Volunteer Club	0.00	0.00	0.00	0.00	0.00
	D Totals:			2,577.24	0.00	0.00	0.00	2,577.24
E ADMINISTRATIVE CUSTODIAL								
	5040		Fundraising-General	-3,820.00	0.00	0.00	0.00	-3,820.00
	5060		Hospitality	0.00	0.00	0.00	0.00	0.00
	5070		Library	182.50	0.00	0.00	0.00	182.50
	5110		Other Student Activities	1,719.58	0.00	0.00	0.00	1,719.58
	5121		KG Field Trips-Curriculum Related	18.00	0.00	0.00	0.00	18.00
	5122		1st Grade Field Trips-Curriculum Related	31.83	0.00	0.00	0.00	31.83
	5123		2nd Grade Field Trips-Curriculum Related	398.02	0.00	0.00	0.00	398.02
	5124		3rd Grade Field Trips-Curriculum Related	436.14	0.00	0.00	0.00	436.14
	5125		4th Grade Field Trips-Curriculum Related	-163.02	869.27	0.00	0.00	706.25
	5126		5th Grade Field Trips-Curriculum Related	655.66	0.00	0.00	0.00	655.66
	5142		Preschool	67.00	0.00	0.00	0.00	67.00
	5180		Teacher Fund/Grants	3,661.00	0.00	0.00	0.00	3,661.00
	E Totals:			3,186.71	869.27	0.00	0.00	4,055.98
Q STUDENT FEE FUND								
	7900		Field Trips-Other	0.00	0.00	0.00	0.00	0.00
	Q Totals:			0.00	0.00	0.00	0.00	0.00
S ATHLETIC								
	9055		Athletics - Projects	0.00	0.00	0.00	0.00	0.00
	S Totals:			0.00	0.00	0.00	0.00	0.00
	Cottonw Totals:			26,517.17	870.40	0.00	0.00	27,387.57

Current Cash Balance

Sorted by Site ID, Group ID, Activity ID.
From 07/01/2018 to 07/31/2018.

Site ID Group ID	Site Name Group Name	Activity ID	Activity Name	Beginning Cash	Receipts	Disbursements	Adjustments	Cash Balance
Disney	Disney Elementary							
A	ACTIVITY GENERAL							
	1010		General Admin	4,463.91	0.45	0.00	0.00	4,464.36
	1015		Counseling	500.00	0.00	0.00	0.00	500.00
	1030		Staff Vending	374.41	0.00	0.00	0.00	374.41
	1046		Birthday Board	310.00	0.00	0.00	0.00	310.00
		A	Totals:	5,648.32	0.45	0.00	0.00	5,648.77
D	CLUBS AND ORGANIZATIONS							
	4710		Student Council	950.07	0.00	0.00	0.00	950.07
		D	Totals:	950.07	0.00	0.00	0.00	950.07
E	ADMINISTRATIVE CUSTODIAL							
	5040		Fundraising-General	1,822.66	0.00	0.00	0.00	1,822.66
	5070		Library	895.08	0.00	0.00	0.00	895.08
	5120		P.E.	914.41	0.00	0.00	0.00	914.41
	5121		KG Field Trips-Curriculum Related	-35.00	0.00	0.00	0.00	-35.00
	5122		1st Grade Field Trips-Curriculum Related	-2.73	0.00	0.00	0.00	-2.73
	5123		2nd Grade Field Trips-Curriculum Related	0.50	0.00	0.00	0.00	0.50
	5124		3rd Grade Field Trips-Curriculum Related	6.50	0.00	0.00	0.00	6.50
	5125		4th Grade Field Trips-Curriculum Related	68.00	0.00	0.00	0.00	68.00
	5126		5th Grade Field Trips-Curriculum Related	-54.55	0.00	0.00	0.00	-54.55
		E	Totals:	3,614.87	0.00	0.00	0.00	3,614.87
Q	STUDENT FEE FUND							
	7090		ACP (SpEd) Trips	0.00	0.00	0.00	0.00	0.00
	7900		Field Trips-Other	0.00	0.00	0.00	0.00	0.00
		Q	Totals:	0.00	0.00	0.00	0.00	0.00
		Disney	Totals:	10,213.26	0.45	0.00	0.00	10,213.71

Current Cash Balance

Sorted by Site ID, Group ID, Activity ID.
From 07/01/2018 to 07/31/2018.

Site ID Group ID	Site Name Group Name Activity ID Activity Name	Beginning Cash	Receipts	Disbursements	Adjustments	Cash Balance
Ezra	Ezra Elementary					
A	ACTIVITY GENERAL					
	1010 General Admin	13,387.57	62.08	0.00	0.00	13,449.65
	1030 Staff Vending	0.00	0.00	0.00	0.00	0.00
	A Totals:	13,387.57	62.08	0.00	0.00	13,449.65
D	CLUBS AND ORGANIZATIONS					
	4010 40 Assets	0.00	0.00	0.00	0.00	0.00
	4040 Art	0.00	0.00	0.00	0.00	0.00
	4090 Bowling Club	0.00	0.00	0.00	0.00	0.00
	4500 Music	1,387.79	0.00	0.00	0.00	1,387.79
	D Totals:	1,387.79	0.00	0.00	0.00	1,387.79
E	ADMINISTRATIVE CUSTODIAL					
	5040 Fundraising-General	0.00	0.00	0.00	0.00	0.00
	5060 Hospitality	0.00	0.00	0.00	0.00	0.00
	5070 Library	3,149.46	0.00	0.00	0.00	3,149.46
	5110 Other Student Activities	0.00	0.00	0.00	0.00	0.00
	5121 KG Field Trips-Curriculum Related	114.45	0.00	0.00	0.00	114.45
	5122 1st Grade Field Trips-Curriculum Related	114.45	0.00	0.00	0.00	114.45
	5123 2nd Grade Field Trips-Curriculum Related	114.45	0.00	0.00	0.00	114.45
	5124 3rd Grade Field Trips-Curriculum Related	114.45	0.00	0.00	0.00	114.45
	5125 4th Grade Field Trips-Curriculum Related	114.48	0.00	0.00	0.00	114.48
	5126 5th Grade Field Trips-Curriculum Related	1,879.05	0.00	0.00	0.00	1,879.05
	5165 Logo Sales	0.00	0.00	0.00	0.00	0.00
	5170 Student Notebooks	0.00	0.00	0.00	0.00	0.00
	E Totals:	5,600.79	0.00	0.00	0.00	5,600.79
Q	STUDENT FEE FUND					
	7090 ACP (SpEd) Trips	0.00	0.00	0.00	0.00	0.00
	7900 Field Trips-Other	0.00	0.00	0.00	0.00	0.00
	Q Totals:	0.00	0.00	0.00	0.00	0.00
	Ezra Totals:	20,376.15	62.08	0.00	0.00	20,438.23

Current Cash Balance

Sorted by Site ID, Group ID, Activity ID.
From 07/01/2018 to 07/31/2018.

Site ID Group ID	Site Name Group Name	Activity ID	Activity Name	Beginning Cash	Receipts	Disbursements	Adjustments	Cash Balance
HarveyO Harvey Oaks Elementary								
A	ACTIVITY GENERAL							
	1010		General Admin	11,323.34	37.80	561.42	0.00	10,799.72
	1030		Staff Vending	0.00	0.00	0.00	0.00	0.00
	1170		Wellness	2,538.21	0.00	0.00	0.00	2,538.21
	A Totals:			13,861.55	37.80	561.42	0.00	13,337.93
D	CLUBS AND ORGANIZATIONS							
	4040		Art	0.00	0.00	0.00	0.00	0.00
	4140		Choir	0.00	0.00	0.00	0.00	0.00
	4620		Safety Patrol	0.00	0.00	0.00	0.00	0.00
	4710		Student Council	220.32	0.00	0.00	0.00	220.32
	D Totals:			220.32	0.00	0.00	0.00	220.32
E	ADMINISTRATIVE CUSTODIAL							
	5040		Fundraising-General	0.00	0.00	0.00	0.00	0.00
	5050		HAL	0.00	0.00	0.00	0.00	0.00
	5070		Library	291.16	0.00	0.00	0.00	291.16
	5110		Other Student Activities	0.00	0.00	0.00	0.00	0.00
	5121		KG Field Trips-Curriculum Related	0.00	0.00	0.00	0.00	0.00
	5122		1st Grade Field Trips-Curriculum Related	0.00	0.00	0.00	0.00	0.00
	5123		2nd Grade Field Trips-Curriculum Related	0.00	0.00	0.00	0.00	0.00
	5124		3rd Grade Field Trips-Curriculum Related	0.00	0.00	0.00	0.00	0.00
	5125		4th Grade Field Trips-Curriculum Related	0.00	0.00	0.00	0.00	0.00
	5126		5th Grade Field Trips-Curriculum Related	0.00	0.00	0.00	0.00	0.00
	5142		Preschool	0.00	0.00	0.00	0.00	0.00
	5180		Teacher Fund/Grants	0.00	0.00	0.00	0.00	0.00
	E Totals:			291.16	0.00	0.00	0.00	291.16
HarveyO Totals:				14,373.03	37.80	561.42	0.00	13,849.41

Current Cash Balance

Sorted by Site ID, Group ID, Activity ID.
From 07/01/2018 to 07/31/2018.

Site ID Group ID	Site Name Group Name	Activity ID	Activity Name	Beginning Cash	Receipts	Disbursements	Adjustments	Cash Balance
Hitchco	Hitchcock Elementary							
A	ACTIVITY GENERAL							
	1010		General Admin	26,195.44	589.24	0.00	0.00	26,784.68
	1030		Staff Vending	395.76	0.00	0.00	0.00	395.76
		A	Totals:	26,591.20	589.24	0.00	0.00	27,180.44
D	CLUBS AND ORGANIZATIONS							
	4040		Art	2,336.61	0.00	0.00	0.00	2,336.61
	4540		Other Clubs	0.00	0.00	0.00	0.00	0.00
	4580		Reading	3,228.75	0.00	0.00	0.00	3,228.75
	4710		Student Council	368.32	0.00	0.00	0.00	368.32
		D	Totals:	5,933.68	0.00	0.00	0.00	5,933.68
E	ADMINISTRATIVE CUSTODIAL							
	5040		Fundraising-General	1,957.50	0.00	0.00	0.00	1,957.50
	5060		Hospitality	32.50	0.00	0.00	0.00	32.50
	5070		Library	3,062.97	0.00	0.00	0.00	3,062.97
	5110		Other Student Activities	0.00	0.00	0.00	0.00	0.00
	5121		KG Field Trips-Curriculum Related	41.46	0.00	0.00	0.00	41.46
	5122		1st Grade Field Trips-Curriculum Related	44.02	0.00	0.00	0.00	44.02
	5123		2nd Grade Field Trips-Curriculum Related	55.74	0.00	0.00	0.00	55.74
	5124		3rd Grade Field Trips-Curriculum Related	55.86	0.00	0.00	0.00	55.86
	5125		4th Grade Field Trips-Curriculum Related	147.54	0.00	0.00	0.00	147.54
	5126		5th Grade Field Trips-Curriculum Related	120.83	0.00	0.00	0.00	120.83
	5165		Logo Sales	84.62	0.00	0.00	0.00	84.62
		E	Totals:	5,603.04	0.00	0.00	0.00	5,603.04
Q	STUDENT FEE FUND							
	7000		KG Field Trips	0.00	0.00	0.00	0.00	0.00
	7010		1st Grade Field Trips	0.00	0.00	0.00	0.00	0.00
	7020		2nd Grade Field Trips	0.00	0.00	0.00	0.00	0.00
	7030		3rd Grade Field Trips	0.00	0.00	0.00	0.00	0.00
	7040		4th Grade Field Trips	0.00	0.00	0.00	0.00	0.00
	7050		5th Grade Field Trips	0.00	0.00	0.00	0.00	0.00
	7090		ACP (SpEd) Trips	0.00	0.00	0.00	0.00	0.00
	7140		Mini-Classes	0.00	0.00	0.00	0.00	0.00
	7900		Field Trips-Other	0.00	0.00	0.00	0.00	0.00
		Q	Totals:	0.00	0.00	0.00	0.00	0.00
		Hitchcoc	Totals:	38,127.92	589.24	0.00	0.00	38,717.16

Current Cash Balance

Sorted by Site ID, Group ID, Activity ID.
From 07/01/2018 to 07/31/2018.

Site ID Group ID	Site Name Group Name	Activity ID	Activity Name	Beginning Cash	Receipts	Disbursements	Adjustments	Cash Balance
HollingH Holling Heights Elementary								
A	ACTIVITY GENERAL							
	1010		General Admin	49,834.97	3.04	0.00	0.00	49,838.01
	1030		Staff Vending	238.18	0.00	0.00	0.00	238.18
	1040		Donations	6,906.38	0.00	0.00	0.00	6,906.38
	A Totals:			56,979.53	3.04	0.00	0.00	56,982.57
D	CLUBS AND ORGANIZATIONS							
	4710		Student Council	1,108.76	0.00	0.00	0.00	1,108.76
	D Totals:			1,108.76	0.00	0.00	0.00	1,108.76
E	ADMINISTRATIVE CUSTODIAL							
	5040		Fundraising-General	0.00	0.00	0.00	0.00	0.00
	5070		Library	6,536.24	0.00	0.00	0.00	6,536.24
	5121		KG Field Trips-Curriculum Related	98.00	0.00	0.00	0.00	98.00
	5122		1st Grade Field Trips-Curriculum Related	0.00	0.00	0.00	0.00	0.00
	5123		2nd Grade Field Trips-Curriculum Related	38.25	0.00	0.00	0.00	38.25
	5124		3rd Grade Field Trips-Curriculum Related	0.00	0.00	0.00	0.00	0.00
	5125		4th Grade Field Trips-Curriculum Related	611.40	0.00	0.00	0.00	611.40
	5126		5th Grade Field Trips-Curriculum Related	496.17	0.00	0.00	0.00	496.17
	5140		PayBac	5,400.60	0.00	0.00	0.00	5,400.60
	5180		Teacher Fund/Grants	0.00	0.00	0.00	0.00	0.00
	E Totals:			13,180.66	0.00	0.00	0.00	13,180.66
Q	STUDENT FEE FUND							
	7900		Field Trips-Other	0.00	0.00	0.00	0.00	0.00
	Q Totals:			0.00	0.00	0.00	0.00	0.00
HollingHt Totals:				71,268.95	3.04	0.00	0.00	71,271.99

Current Cash Balance

Sorted by Site ID, Group ID, Activity ID.
From 07/01/2018 to 07/31/2018.

Site ID Group ID	Site Name Group Name	Activity ID	Activity Name	Beginning Cash	Receipts	Disbursements	Adjustments	Cash Balance
Montclair Montclair Elementary								
A	ACTIVITY GENERAL							
	1010		General Admin	11,766.41	1.42	0.00	0.00	11,767.83
	1030		Staff Vending	483.21	0.00	0.00	0.00	483.21
	A Totals:			12,249.62	1.42	0.00	0.00	12,251.04
D	CLUBS AND ORGANIZATIONS							
	4040		Art	1,402.16	0.00	0.00	0.00	1,402.16
	4570		Play Production	9,010.12	0.00	0.00	0.00	9,010.12
	4610		SAFE/DARE/Drug Free	1.84	0.00	0.00	0.00	1.84
	4645		Show Choir	289.07	0.00	0.00	0.00	289.07
	4710		Student Council	1,698.02	0.00	0.00	0.00	1,698.02
	D Totals:			12,401.21	0.00	0.00	0.00	12,401.21
E	ADMINISTRATIVE CUSTODIAL							
	5040		Fundraising-General	0.00	0.00	0.00	0.00	0.00
	5060		Hospitality	4.82	0.00	0.00	0.00	4.82
	5070		Library	5,966.72	0.00	0.00	0.00	5,966.72
	5110		Other Student Activities	0.00	0.00	0.00	0.00	0.00
	5116		Montessori KG	47.98	0.00	0.00	0.00	47.98
	5117		Montessori 1-3	63.36	0.00	0.00	0.00	63.36
	5118		Montessori 4-5	0.00	0.00	0.00	0.00	0.00
	5120		P.E.	651.05	0.00	0.00	0.00	651.05
	5121		KG Field Trips-Curriculum Related	0.00	0.00	0.00	0.00	0.00
	5122		1st Grade Field Trips-Curriculum Related	0.00	0.00	0.00	0.00	0.00
	5123		2nd Grade Field Trips-Curriculum Related	0.00	0.00	0.00	0.00	0.00
	5124		3rd Grade Field Trips-Curriculum Related	0.00	0.00	0.00	0.00	0.00
	5125		4th Grade Field Trips-Curriculum Related	0.00	0.00	0.00	0.00	0.00
	5126		5th Grade Field Trips-Curriculum Related	1.77	0.00	0.00	0.00	1.77
	E Totals:			6,735.70	0.00	0.00	0.00	6,735.70
Q	STUDENT FEE FUND							
	7110		Montessori PreK	23.81	0.00	0.00	0.00	23.81
	7140		Mini-Classes	2,008.45	0.00	0.00	0.00	2,008.45
	7900		Field Trips-Other	-39.00	0.00	0.00	0.00	-39.00
	Q Totals:			1,993.26	0.00	0.00	0.00	1,993.26
Montclair Totals:				33,379.79	1.42	0.00	0.00	33,381.21

Current Cash Balance

Sorted by Site ID, Group ID, Activity ID.
From 07/01/2018 to 07/31/2018.

Site ID	Site Name		Beginning Cash	Receipts	Disbursements	Adjustments	Cash Balance
Group ID	Group Name						
	Activity ID	Activity Name					
Morton	Morton Elementary						
A	ACTIVITY GENERAL						
	1010	General Admin	-4.67	0.43	0.00	0.00	-4.24
	1030	Staff Vending	0.00	0.00	0.00	0.00	0.00
		A Totals:	-4.67	0.43	0.00	0.00	-4.24
D	CLUBS AND ORGANIZATIONS						
	4230	Environmental Club	3,327.16	0.00	0.00	0.00	3,327.16
	4580	Reading	-45.65	0.00	0.00	0.00	-45.65
	4610	SAFE/DARE/Drug Free	0.00	0.00	0.00	0.00	0.00
	4620	Safety Patrol	0.00	0.00	0.00	0.00	0.00
	4710	Student Council	865.94	0.00	0.00	0.00	865.94
		D Totals:	4,147.45	0.00	0.00	0.00	4,147.45
E	ADMINISTRATIVE CUSTODIAL						
	5015	Circle of Friends	37.59	0.00	0.00	0.00	37.59
	5040	Fundraising-General	0.00	0.00	0.00	0.00	0.00
	5060	Hospitality	696.00	0.00	0.00	0.00	696.00
	5070	Library	4,554.86	0.00	0.00	0.00	4,554.86
	5110	Other Student Activities	0.00	0.00	0.00	0.00	0.00
	5121	KG Field Trips-Curriculum Related	-79.10	0.00	0.00	0.00	-79.10
	5122	1st Grade Field Trips-Curriculum Related	27.00	0.00	0.00	0.00	27.00
	5123	2nd Grade Field Trips-Curriculum Related	-216.36	0.00	0.00	0.00	-216.36
	5124	3rd Grade Field Trips-Curriculum Related	69.45	0.00	0.00	0.00	69.45
	5125	4th Grade Field Trips-Curriculum Related	-189.00	0.00	0.00	0.00	-189.00
	5126	5th Grade Field Trips-Curriculum Related	-68.48	0.00	0.00	0.00	-68.48
	5140	PayBac	399.99	0.00	0.00	0.00	399.99
		E Totals:	5,231.95	0.00	0.00	0.00	5,231.95
Q	STUDENT FEE FUND						
	7900	Field Trips-Other	0.00	0.00	0.00	0.00	0.00
		Q Totals:	0.00	0.00	0.00	0.00	0.00
		Morton Totals:	9,374.73	0.43	0.00	0.00	9,375.16

Current Cash Balance

Sorted by Site ID, Group ID, Activity ID.
From 07/01/2018 to 07/31/2018.

Site ID Group ID	Site Name Group Name	Activity ID	Activity Name	Beginning Cash	Receipts	Disbursements	Adjustments	Cash Balance
Neihardt Neihardt Elementary School								
A	ACTIVITY GENERAL							
	1010		General Admin	7,551.93	0.80	0.00	0.00	7,552.73
	1030		Staff Vending	-117.00	0.00	46.00	0.00	-163.00
		A	Totals:	7,434.93	0.80	46.00	0.00	7,389.73
D	CLUBS AND ORGANIZATIONS							
	4140		Choir	421.36	0.00	0.00	0.00	421.36
	4620		Safety Patrol	0.00	0.00	0.00	0.00	0.00
	4710		Student Council	0.00	0.00	0.00	0.00	0.00
	4770		Yearbook	1,785.24	0.00	0.00	0.00	1,785.24
		D	Totals:	2,206.60	0.00	0.00	0.00	2,206.60
E	ADMINISTRATIVE CUSTODIAL							
	5015		Circle of Friends	0.00	0.00	0.00	0.00	0.00
	5035		Fuel Up to Play 60	364.96	0.00	0.00	0.00	364.96
	5040		Fundraising-General	5,210.08	0.00	0.00	0.00	5,210.08
	5070		Library	256.89	0.00	0.00	0.00	256.89
	5110		Other Student Activities	0.00	0.00	0.00	0.00	0.00
	5121		KG Field Trips-Curriculum Related	543.88	0.00	0.00	0.00	543.88
	5122		1st Grade Field Trips-Curriculum Related	279.36	0.00	0.00	0.00	279.36
	5123		2nd Grade Field Trips-Curriculum Related	136.98	0.00	0.00	0.00	136.98
	5124		3rd Grade Field Trips-Curriculum Related	-149.11	0.00	0.00	0.00	-149.11
	5125		4th Grade Field Trips-Curriculum Related	0.00	0.00	0.00	0.00	0.00
	5126		5th Grade Field Trips-Curriculum Related	-125.37	0.00	0.00	0.00	-125.37
	5140		PayBac	2,520.48	0.00	0.00	0.00	2,520.48
		E	Totals:	9,038.15	0.00	0.00	0.00	9,038.15
Q	STUDENT FEE FUND							
	7900		Field Trips-Other	0.00	0.00	0.00	0.00	0.00
		Q	Totals:	0.00	0.00	0.00	0.00	0.00
		Neihardt Totals:		18,679.68	0.80	46.00	0.00	18,634.48

Current Cash Balance

Sorted by Site ID, Group ID, Activity ID.
From 07/01/2018 to 07/31/2018.

Site ID Group ID	Site Name Group Name	Activity ID	Activity Name	Beginning Cash	Receipts	Disbursements	Adjustments	Cash Balance
Norris	Norris Elementary School							
A	ACTIVITY GENERAL							
		1010	General Admin	3,137.10	35.33	0.00	0.00	3,172.43
		1030	Staff Vending	303.33	0.00	0.00	0.00	303.33
		1043	Playground	342.72	0.00	0.00	0.00	342.72
		1045	Gym Teachers Activity Account	500.00	0.00	0.00	0.00	500.00
		1050	Projects/Support	3,689.35	0.00	0.00	0.00	3,689.35
		1055	After School Tutoring Programs	1,153.00	0.00	0.00	0.00	1,153.00
			A Totals:	9,125.50	35.33	0.00	0.00	9,160.83
D	CLUBS AND ORGANIZATIONS							
		4010	40 Assets	1,672.68	0.00	0.00	0.00	1,672.68
		4040	Art	1,202.65	0.00	0.00	0.00	1,202.65
		4500	Music	151.91	0.00	0.00	0.00	151.91
		4580	Reading	96.19	0.00	0.00	0.00	96.19
		4620	Safety Patrol	0.00	0.00	0.00	0.00	0.00
		4710	Student Council	648.54	0.00	0.00	0.00	648.54
			D Totals:	3,771.97	0.00	0.00	0.00	3,771.97
E	ADMINISTRATIVE CUSTODIAL							
		5060	Hospitality	119.95	0.00	0.00	0.00	119.95
		5080	Media	3,847.68	0.00	0.00	0.00	3,847.68
		5090	Montessori	799.10	0.00	0.00	0.00	799.10
		5116	Montessori KG	0.00	0.00	0.00	0.00	0.00
		5117	Montessori 1-3	0.00	0.00	0.00	0.00	0.00
		5118	Montessori 4-5	0.00	0.00	0.00	0.00	0.00
		5121	KG Field Trips-Curriculum Related	0.00	0.00	0.00	0.00	0.00
		5122	1st Grade Field Trips-Curriculum Related	0.00	0.00	0.00	0.00	0.00
		5123	2nd Grade Field Trips-Curriculum Related	0.00	0.00	0.00	0.00	0.00
		5124	3rd Grade Field Trips-Curriculum Related	3.16	0.00	0.00	0.00	3.16
		5125	4th Grade Field Trips-Curriculum Related	0.00	0.00	0.00	0.00	0.00
		5126	5th Grade Field Trips-Curriculum Related	0.00	0.00	0.00	0.00	0.00
		5141	Field Trips-paybac	6,888.62	0.00	0.00	0.00	6,888.62
		5180	Teacher Fund/Grants	0.00	0.00	0.00	0.00	0.00
			E Totals:	11,658.51	0.00	0.00	0.00	11,658.51
Q	STUDENT FEE FUND							
		7000	KG Field Trips	0.00	0.00	0.00	0.00	0.00
		7010	1st Grade Field Trips	0.00	0.00	0.00	0.00	0.00
		7020	2nd Grade Field Trips	0.00	0.00	0.00	0.00	0.00
		7030	3rd Grade Field Trips	0.00	0.00	0.00	0.00	0.00
		7040	4th Grade Field Trips	0.00	0.00	0.00	0.00	0.00
		7050	5th Grade Field Trips	0.00	0.00	0.00	0.00	0.00
		7090	ACP (SpEd) Trips	0.00	0.00	0.00	0.00	0.00
		7110	Montessori PreK	371.99	0.00	0.00	0.00	371.99
		7120	Montessori 1-3	0.00	0.00	0.00	0.00	0.00

Current Cash Balance

Sorted by Site ID, Group ID, Activity ID.
From 07/01/2018 to 07/31/2018.

Site ID Group ID	Site Name Group Name	Activity ID	Activity Name	Beginning Cash	Receipts	Disbursements	Adjustments	Cash Balance
7130	Montessori 4th & 5th			0.00	0.00	0.00	0.00	0.00
7150	Jumpstart			0.00	0.00	0.00	0.00	0.00
7900	Field Trips-Other			0.00	0.00	0.00	0.00	0.00
	Q	Totals:		371.99	0.00	0.00	0.00	371.99
	Norris	Totals:		24,927.97	35.33	0.00	0.00	24,963.30

Current Cash Balance

Sorted by Site ID, Group ID, Activity ID.
From 07/01/2018 to 07/31/2018.

Site ID Group ID	Site Name Group Name	Activity Name	Beginning Cash	Receipts	Disbursements	Adjustments	Cash Balance
Reagan Elementary							
A	ACTIVITY GENERAL						
1010	General Admin		23,767.44	4.05	108.49	0.00	23,663.00
1020	Volunteers-General		59,687.22	104.74	0.00	0.00	59,791.96
1022	Volunteers - Hospitality		0.00	0.00	0.00	0.00	0.00
1030	Staff Vending		168.67	0.00	0.00	0.00	168.67
1045	Gym Teachers Activity Account		3,558.91	0.00	0.00	0.00	3,558.91
A Totals:			87,182.24	108.79	108.49	0.00	87,182.54
D	CLUBS AND ORGANIZATIONS						
4540	Other Clubs		0.00	0.00	0.00	0.00	0.00
4710	Student Council		3,998.43	0.00	0.00	0.00	3,998.43
D Totals:			3,998.43	0.00	0.00	0.00	3,998.43
E	ADMINISTRATIVE CUSTODIAL						
5040	Fundraising-General		62.00	0.00	0.00	0.00	62.00
5060	Hospitality		0.00	0.00	0.00	0.00	0.00
5070	Library		3,886.94	0.00	0.00	0.00	3,886.94
5110	Other Student Activities		0.00	0.00	0.00	0.00	0.00
5115	Field Trips-Curriculum Related		-1,784.74	0.00	0.00	0.00	-1,784.74
5121	KG Field Trips-Curriculum Related		0.00	0.00	0.00	0.00	0.00
5122	1st Grade Field Trips-Curriculum Related		0.00	0.00	0.00	0.00	0.00
5123	2nd Grade Field Trips-Curriculum Related		0.00	0.00	0.00	0.00	0.00
5124	3rd Grade Field Trips-Curriculum Related		0.00	0.00	0.00	0.00	0.00
5125	4th Grade Field Trips-Curriculum Related		0.00	0.00	0.00	0.00	0.00
5126	5th Grade Field Trips-Curriculum Related		0.00	0.00	0.00	0.00	0.00
5140	PayBac		0.00	0.00	0.00	0.00	0.00
E Totals:			2,164.20	0.00	0.00	0.00	2,164.20
Q	STUDENT FEE FUND						
7000	KG Field Trips		0.00	0.00	0.00	0.00	0.00
7010	1st Grade Field Trips		0.00	0.00	0.00	0.00	0.00
7020	2nd Grade Field Trips		0.00	0.00	0.00	0.00	0.00
7030	3rd Grade Field Trips		0.00	0.00	0.00	0.00	0.00
7040	4th Grade Field Trips		0.00	0.00	0.00	0.00	0.00
7050	5th Grade Field Trips		0.00	0.00	0.00	0.00	0.00
7900	Field Trips-Other		0.00	0.00	0.00	0.00	0.00
Q Totals:			0.00	0.00	0.00	0.00	0.00
Reagan Totals:			93,344.87	108.79	108.49	0.00	93,345.17

Current Cash Balance

Sorted by Site ID, Group ID, Activity ID.
From 07/01/2018 to 07/31/2018.

Site ID Group ID	Site Name Group Name	Activity ID	Activity Name	Beginning Cash	Receipts	Disbursements	Adjustments	Cash Balance
Reeder	Reeder Elementary							
A	ACTIVITY GENERAL							
	1010		General Admin	3,018.18	199.94	37.02	0.00	3,181.10
	1030		Staff Vending	240.94	0.00	0.00	0.00	240.94
	A		Totals:	3,259.12	199.94	37.02	0.00	3,422.04
D	CLUBS AND ORGANIZATIONS							
	4500		Music	4,776.18	0.00	0.00	0.00	4,776.18
	4580		Reading	0.00	0.00	0.00	0.00	0.00
	4710		Student Council	318.38	0.00	0.00	0.00	318.38
	D		Totals:	5,094.56	0.00	0.00	0.00	5,094.56
E	ADMINISTRATIVE CUSTODIAL							
	5040		Fundraising-General	56.91	0.00	0.00	0.00	56.91
	5060		Hospitality	0.00	0.00	0.00	0.00	0.00
	5070		Library	4,676.64	0.00	140.72	0.00	4,535.92
	5110		Other Student Activities	0.00	0.00	0.00	0.00	0.00
	5120		P.E.	2,932.72	0.00	0.00	0.00	2,932.72
	5121		KG Field Trips-Curriculum Related	-131.02	0.00	0.00	0.00	-131.02
	5122		1st Grade Field Trips-Curriculum Related	57.27	0.00	0.00	0.00	57.27
	5123		2nd Grade Field Trips-Curriculum Related	406.29	0.00	0.00	0.00	406.29
	5124		3rd Grade Field Trips-Curriculum Related	-441.12	0.00	0.00	0.00	-441.12
	5125		4th Grade Field Trips-Curriculum Related	268.57	0.00	0.00	0.00	268.57
	5126		5th Grade Field Trips-Curriculum Related	-135.74	0.00	0.00	0.00	-135.74
	5140		PayBac	3,430.39	0.00	0.00	0.00	3,430.39
	5180		Teacher Fund/Grants	0.00	0.00	0.00	0.00	0.00
	E		Totals:	11,120.91	0.00	140.72	0.00	10,980.19
Q	STUDENT FEE FUND							
	7000		KG Field Trips	0.00	0.00	0.00	0.00	0.00
	7010		1st Grade Field Trips	0.00	0.00	0.00	0.00	0.00
	7020		2nd Grade Field Trips	0.00	0.00	0.00	0.00	0.00
	7030		3rd Grade Field Trips	0.00	0.00	0.00	0.00	0.00
	7040		4th Grade Field Trips	0.00	0.00	0.00	0.00	0.00
	7050		5th Grade Field Trips	0.00	0.00	0.00	0.00	0.00
	7090		ACP (SpEd) Trips	0.00	0.00	0.00	0.00	0.00
	7900		Field Trips-Other	0.00	0.00	0.00	0.00	0.00
	Q		Totals:	0.00	0.00	0.00	0.00	0.00
	Reeder		Totals:	19,474.59	199.94	177.74	0.00	19,496.79

Current Cash Balance

Sorted by Site ID, Group ID, Activity ID.
From 07/01/2018 to 07/31/2018.

Site ID Group ID	Site Name Group Name	Activity ID	Activity Name	Beginning Cash	Receipts	Disbursements	Adjustments	Cash Balance
Rockwell Rockwell Elementary								
A	ACTIVITY GENERAL							
	1010		General Admin	5,735.55	1.26	0.00	0.00	5,736.81
	1030		Staff Vending	132.07	0.00	0.00	0.00	132.07
	1040		Donations	7,630.18	28.53	0.00	0.00	7,658.71
	1048		Parent Involvement Activities	634.99	0.00	0.00	0.00	634.99
		A	Totals:	14,132.79	29.79	0.00	0.00	14,162.58
D	CLUBS AND ORGANIZATIONS							
	4230		Environmental Club	0.00	0.00	0.00	0.00	0.00
	4540		Other Clubs	338.56	0.00	0.00	0.00	338.56
	4610		SAFE/DARE/Drug Free	0.00	0.00	0.00	0.00	0.00
	4710		Student Council	2,011.10	0.00	0.00	0.00	2,011.10
	4770		Yearbook	88.00	0.00	0.00	0.00	88.00
		D	Totals:	2,437.66	0.00	0.00	0.00	2,437.66
E	ADMINISTRATIVE CUSTODIAL							
	5040		Fundraising-General	2,842.51	0.00	0.00	0.00	2,842.51
	5070		Library	6,423.31	0.00	0.00	0.00	6,423.31
	5110		Other Student Activities	1,751.88	0.00	0.00	0.00	1,751.88
	5121		KG Field Trips-Curriculum Related	0.00	0.00	0.00	0.00	0.00
	5122		1st Grade Field Trips-Curriculum Related	0.00	0.00	0.00	0.00	0.00
	5123		2nd Grade Field Trips-Curriculum Related	36.00	0.00	0.00	0.00	36.00
	5124		3rd Grade Field Trips-Curriculum Related	0.00	0.00	0.00	0.00	0.00
	5125		4th Grade Field Trips-Curriculum Related	84.00	0.00	0.00	0.00	84.00
	5126		5th Grade Field Trips-Curriculum Related	0.00	0.00	0.00	0.00	0.00
	5140		PayBac	1,822.60	0.00	0.00	0.00	1,822.60
		E	Totals:	12,960.30	0.00	0.00	0.00	12,960.30
Q	STUDENT FEE FUND							
	7900		Field Trips-Other	0.00	0.00	0.00	0.00	0.00
		Q	Totals:	0.00	0.00	0.00	0.00	0.00
		Rockwell Totals:		29,530.75	29.79	0.00	0.00	29,560.54

Current Cash Balance

Sorted by Site ID, Group ID, Activity ID.
From 07/01/2018 to 07/31/2018.

Site ID	Site Name	Beginning Cash	Receipts	Disbursements	Adjustments	Cash Balance
Group ID	Group Name					
Activity ID	Activity Name					
Rohwer	Rohwer Elementary					
A	ACTIVITY GENERAL					
1010	General Admin	9,799.53	1.14	0.00	0.00	9,800.67
1030	Staff Vending	86.55	0.00	0.00	0.00	86.55
1040	Donations	37.28	0.00	0.00	0.00	37.28
	A Totals:	9,923.36	1.14	0.00	0.00	9,924.50
D	CLUBS AND ORGANIZATIONS					
4070	Birthday Book Club	3,049.01	0.00	0.00	0.00	3,049.01
4140	Choir	0.00	0.00	0.00	0.00	0.00
4620	Safety Patrol	25.00	0.00	0.00	0.00	25.00
4710	Student Council	66.77	0.00	0.00	0.00	66.77
	D Totals:	3,140.78	0.00	0.00	0.00	3,140.78
E	ADMINISTRATIVE CUSTODIAL					
5040	Fundraising-General	0.00	0.00	0.00	0.00	0.00
5060	Hospitality	1,208.99	0.00	0.00	0.00	1,208.99
5080	Media	-64.85	0.00	0.00	0.00	-64.85
5100	Other Adm Custodial	200.00	0.00	0.00	0.00	200.00
5110	Other Student Activities	1,706.51	0.00	0.00	0.00	1,706.51
5121	KG Field Trips-Curriculum Related	119.17	0.00	0.00	0.00	119.17
5122	1st Grade Field Trips-Curriculum Related	100.50	0.00	0.00	0.00	100.50
5123	2nd Grade Field Trips-Curriculum Related	-296.08	0.00	0.00	0.00	-296.08
5124	3rd Grade Field Trips-Curriculum Related	134.05	0.00	0.00	0.00	134.05
5125	4th Grade Field Trips-Curriculum Related	104.11	0.00	0.00	0.00	104.11
5126	5th Grade Field Trips-Curriculum Related	570.89	0.00	0.00	0.00	570.89
5140	PayBac	8,062.91	166.68	0.00	0.00	8,229.59
5180	Teacher Fund/Grants	1,735.97	0.00	0.00	0.00	1,735.97
	E Totals:	13,582.17	166.68	0.00	0.00	13,748.85
Q	STUDENT FEE FUND					
7900	Field Trips-Other	0.00	0.00	0.00	0.00	0.00
	Q Totals:	0.00	0.00	0.00	0.00	0.00
	Rohwer Totals:	26,646.31	167.82	0.00	0.00	26,814.13

Current Cash Balance

Sorted by Site ID, Group ID, Activity ID.
From 07/01/2018 to 07/31/2018.

Site ID Group ID	Site Name Group Name	Activity Name	Beginning Cash	Receipts	Disbursements	Adjustments	Cash Balance
Sandoz Sandoz Elementary							
A ACTIVITY GENERAL							
1010	General Admin		22,200.14	1.11	0.00	0.00	22,201.25
1030	Staff Vending		611.00	0.00	0.00	0.00	611.00
A Totals:			22,811.14	1.11	0.00	0.00	22,812.25
D CLUBS AND ORGANIZATIONS							
4040	Art		0.00	0.00	0.00	0.00	0.00
4710	Student Council		0.97	0.00	0.00	0.00	0.97
D Totals:			0.97	0.00	0.00	0.00	0.97
E ADMINISTRATIVE CUSTODIAL							
5040	Fundraising-General		0.00	0.00	0.00	0.00	0.00
5070	Library		2,094.92	0.00	0.00	0.00	2,094.92
5110	Other Student Activities		0.00	0.00	0.00	0.00	0.00
5115	Field Trips-Curriculum Related		1,165.24	0.00	0.00	0.00	1,165.24
5121	KG Field Trips-Curriculum Related		0.00	0.00	0.00	0.00	0.00
5122	1st Grade Field Trips-Curriculum Related		0.00	0.00	0.00	0.00	0.00
5123	2nd Grade Field Trips-Curriculum Related		0.00	0.00	0.00	0.00	0.00
5124	3rd Grade Field Trips-Curriculum Related		0.00	0.00	0.00	0.00	0.00
5125	4th Grade Field Trips-Curriculum Related		0.00	0.00	0.00	0.00	0.00
5126	5th Grade Field Trips-Curriculum Related		0.00	0.00	0.00	0.00	0.00
E Totals:			3,260.16	0.00	0.00	0.00	3,260.16
Q STUDENT FEE FUND							
7090	ACP (SpEd) Trips		0.00	0.00	0.00	0.00	0.00
7900	Field Trips-Other		0.00	0.00	0.00	0.00	0.00
Q Totals:			0.00	0.00	0.00	0.00	0.00
Sandoz Totals:			26,072.27	1.11	0.00	0.00	26,073.38

Current Cash Balance

Sorted by Site ID, Group ID, Activity ID.
From 07/01/2018 to 07/31/2018.

Site ID Group ID	Site Name Group Name	Activity ID	Activity Name	Beginning Cash	Receipts	Disbursements	Adjustments	Cash Balance
Upchurc Upchurch Elementary								
A	ACTIVITY GENERAL							
	1010		General Admin	8,547.30	1.26	192.17	0.00	8,356.39
	1030		Staff Vending	417.31	0.00	0.00	0.00	417.31
	1047		Box Tops Program	2,089.00	0.00	0.00	0.00	2,089.00
	A Totals:			11,053.61	1.26	192.17	0.00	10,862.70
D	CLUBS AND ORGANIZATIONS							
	4040		Art	0.00	0.00	0.00	0.00	0.00
	4130		Chess Club	366.35	0.00	0.00	0.00	366.35
	4540		Other Clubs	0.00	0.00	0.00	0.00	0.00
	4710		Student Council	2,522.88	0.00	0.00	0.00	2,522.88
	D Totals:			2,889.23	0.00	0.00	0.00	2,889.23
E	ADMINISTRATIVE CUSTODIAL							
	5040		Fundraising-General	8,667.24	0.00	0.00	0.00	8,667.24
	5070		Library	6,913.33	0.00	0.00	0.00	6,913.33
	5110		Other Student Activities	0.00	0.00	0.00	0.00	0.00
	5121		KG Field Trips-Curriculum Related	0.00	0.00	0.00	0.00	0.00
	5122		1st Grade Field Trips-Curriculum Related	0.00	0.00	0.00	0.00	0.00
	5123		2nd Grade Field Trips-Curriculum Related	0.00	0.00	0.00	0.00	0.00
	5124		3rd Grade Field Trips-Curriculum Related	0.00	0.00	0.00	0.00	0.00
	5125		4th Grade Field Trips-Curriculum Related	0.00	0.00	0.00	0.00	0.00
	5126		5th Grade Field Trips-Curriculum Related	0.00	0.00	0.00	0.00	0.00
	E Totals:			15,580.57	0.00	0.00	0.00	15,580.57
Q	STUDENT FEE FUND							
	7900		Field Trips-Other	0.00	0.00	0.00	0.00	0.00
	Q Totals:			0.00	0.00	0.00	0.00	0.00
S	ATHLETIC							
	9020		Cash Reserve	0.00	0.00	0.00	0.00	0.00
	9130		Booster Contributions-Boys	0.00	0.00	0.00	0.00	0.00
	S Totals:			0.00	0.00	0.00	0.00	0.00
Upchurc Totals:				29,523.41	1.26	192.17	0.00	29,332.50

Current Cash Balance

Sorted by Site ID, Group ID, Activity ID.
From 07/01/2018 to 07/31/2018.

Site ID Group ID	Site Name Group Name	Activity ID	Activity Name	Beginning Cash	Receipts	Disbursements	Adjustments	Cash Balance
Wheeler Wheeler Elementary								
A	ACTIVITY GENERAL							
	1010		General Admin	1,269.63	0.78	35.70	0.00	1,234.71
	1030		Staff Vending	156.65	0.00	0.00	0.00	156.65
	1040		Donations	2,339.27	0.00	0.00	0.00	2,339.27
	1051		Building Projects-PTA	1,735.97	0.00	0.00	0.00	1,735.97
	A Totals:			5,501.52	0.78	35.70	0.00	5,466.60
D	CLUBS AND ORGANIZATIONS							
	4040		Art	0.00	0.00	0.00	0.00	0.00
	4070		Birthday Book Club	3,014.09	0.00	0.00	0.00	3,014.09
	4500		Music	580.62	0.00	0.00	0.00	580.62
	4710		Student Council	-125.24	0.00	0.00	0.00	-125.24
	D Totals:			3,469.47	0.00	0.00	0.00	3,469.47
E	ADMINISTRATIVE CUSTODIAL							
	5040		Fundraising-General	0.00	0.00	0.00	0.00	0.00
	5050		HAL	0.00	0.00	0.00	0.00	0.00
	5060		Hospitality	30.00	0.00	0.00	0.00	30.00
	5080		Media	4,676.23	0.00	0.00	0.00	4,676.23
	5100		Other Adm Custodial	2,994.68	0.00	0.00	0.00	2,994.68
	5110		Other Student Activities	0.00	0.00	0.00	0.00	0.00
	5121		KG Field Trips-Curriculum Related	171.23	0.00	0.00	0.00	171.23
	5122		1st Grade Field Trips-Curriculum Related	-108.12	0.00	0.00	0.00	-108.12
	5123		2nd Grade Field Trips-Curriculum Related	130.62	0.00	0.00	0.00	130.62
	5124		3rd Grade Field Trips-Curriculum Related	-239.78	0.00	0.00	0.00	-239.78
	5125		4th Grade Field Trips-Curriculum Related	-125.64	0.00	0.00	0.00	-125.64
	5126		5th Grade Field Trips-Curriculum Related	314.47	0.00	0.00	0.00	314.47
	5181		Grants	1,564.86	0.00	0.00	0.00	1,564.86
	E Totals:			9,408.55	0.00	0.00	0.00	9,408.55
Q	STUDENT FEE FUND							
	7000		KG Field Trips	0.00	0.00	0.00	0.00	0.00
	7010		1st Grade Field Trips	0.00	0.00	0.00	0.00	0.00
	7020		2nd Grade Field Trips	0.00	0.00	0.00	0.00	0.00
	7030		3rd Grade Field Trips	0.00	0.00	0.00	0.00	0.00
	7040		4th Grade Field Trips	0.00	0.00	0.00	0.00	0.00
	7050		5th Grade Field Trips	0.00	0.00	0.00	0.00	0.00
	7195		HAL Field Trips	-190.46	0.00	0.00	0.00	-190.46
	7600		Garden Club	0.00	0.00	0.00	0.00	0.00
	7900		Field Trips-Other	0.00	0.00	0.00	0.00	0.00
	Q Totals:			-190.46	0.00	0.00	0.00	-190.46
Wheeler Totals:				18,189.08	0.78	35.70	0.00	18,154.16

Current Cash Balance

Sorted by Site ID, Group ID, Activity ID.
From 07/01/2018 to 07/31/2018.

Site ID Group ID	Site Name Group Name	Activity ID	Activity Name	Beginning Cash	Receipts	Disbursements	Adjustments	Cash Balance
Willowd Willowdale Elementary								
A ACTIVITY GENERAL								
	1010		General Admin	12,400.02	1.35	0.00	0.00	12,401.37
	1030		Staff Vending	893.46	0.00	0.00	0.00	893.46
	1040		Donations	0.00	0.00	0.00	0.00	0.00
	1043		Playground	9,880.20	0.00	0.00	0.00	9,880.20
	A Totals:			23,173.68	1.35	0.00	0.00	23,175.03
D CLUBS AND ORGANIZATIONS								
	4040		Art	0.00	0.00	0.00	0.00	0.00
	4140		Choir	-33.96	0.00	0.00	0.00	-33.96
	4230		Environmental Club	0.00	0.00	0.00	0.00	0.00
	4500		Music	-113.12	0.00	0.00	0.00	-113.12
	4710		Student Council	1,565.19	0.00	0.00	0.00	1,565.19
	D Totals:			1,418.11	0.00	0.00	0.00	1,418.11
E ADMINISTRATIVE CUSTODIAL								
	5040		Fundraising-General	0.00	0.00	0.00	0.00	0.00
	5050		HAL	0.00	0.00	0.00	0.00	0.00
	5080		Media	2,196.92	0.00	0.00	0.00	2,196.92
	5100		Other Adm Custodial	240.33	0.00	0.00	0.00	240.33
	5110		Other Student Activities	0.00	0.00	0.00	0.00	0.00
	5120		P.E.	509.91	0.00	0.00	0.00	509.91
	5121		KG Field Trips-Curriculum Related	65.14	0.00	0.00	0.00	65.14
	5122		1st Grade Field Trips-Curriculum Related	-214.62	0.00	0.00	0.00	-214.62
	5123		2nd Grade Field Trips-Curriculum Related	-151.18	0.00	0.00	0.00	-151.18
	5124		3rd Grade Field Trips-Curriculum Related	43.77	0.00	0.00	0.00	43.77
	5125		4th Grade Field Trips-Curriculum Related	158.54	0.00	0.00	0.00	158.54
	5126		5th Grade Field Trips-Curriculum Related	-141.60	0.00	0.00	0.00	-141.60
	5180		Teacher Fund/Grants	1,016.25	0.00	0.00	0.00	1,016.25
	5200		Outdoor Learning Environment	131.93	0.00	0.00	0.00	131.93
	E Totals:			3,855.39	0.00	0.00	0.00	3,855.39
Q STUDENT FEE FUND								
	7900		Field Trips-Other	3,207.62	0.00	0.00	0.00	3,207.62
	Q Totals:			3,207.62	0.00	0.00	0.00	3,207.62
S ATHLETIC								
	9055		Athletics - Projects	0.00	0.00	0.00	0.00	0.00
	S Totals:			0.00	0.00	0.00	0.00	0.00
Willowda Totals:				31,654.80	1.35	0.00	0.00	31,656.15

Report Totals:

3,416,746.92	244,132.71	248,083.04	60.85	3,412,857.44
--------------	------------	------------	-------	--------------

Current Cash Balance

Sorted by Site ID, Group ID, Activity ID.
From 07/01/2018 to 07/31/2018.

Site ID Group ID	Site Name Group Name	Activity ID	Activity Name	Beginning Cash	Receipts	Disbursements	Adjustments	Cash Balance
AMS	Andersen Middle School							
A	ACTIVITY GENERAL							
	1010		General Admin	18,073.35	5.08	212.16	0.00	17,866.27
	1016		Rev Trak Fees	-0.13	47.94	0.00	0.00	47.81
	1025		Savings	0.00	0.00	0.00	0.00	0.00
	1030		Staff Vending	250.17	0.00	0.00	0.00	250.17
	1035		Student Vending	2,846.23	0.00	0.00	0.00	2,846.23
	1105		Laptop Insurance	60.00	260.00	0.00	0.00	320.00
	1106		Laptop Loss/Damage	-361.00	48.00	0.00	0.00	-313.00
	1170		Wellness	850.18	0.00	0.00	0.00	850.18
		A	Totals:	21,718.80	361.02	212.16	0.00	21,867.66
B	Athletics-Girls							
	2013		Misc. Expenditures - Girls	8,079.12	0.00	0.00	0.00	8,079.12
		B	Totals:	8,079.12	0.00	0.00	0.00	8,079.12
C	Athletics-Boys							
	3003		Entry Fees - Boys	0.00	0.00	0.00	0.00	0.00
	3013		Misc. Expenditures - Boys	10,208.84	0.00	33.29	0.00	10,175.55
		C	Totals:	10,208.84	0.00	33.29	0.00	10,175.55
D	CLUBS AND ORGANIZATIONS							
	4040		Art	365.08	0.00	0.00	0.00	365.08
	4060		Band	4,786.62	0.00	0.00	0.00	4,786.62
	4080		Book Club	213.17	0.00	0.00	0.00	213.17
	4100		Builders Club	-22.77	0.00	0.00	0.00	-22.77
	4170		Cross Country Club	0.00	0.00	0.00	0.00	0.00
	4220		Drama Club	49.75	0.00	0.00	0.00	49.75
	4260		FCS Club	1,894.43	0.00	0.00	0.00	1,894.43
	4370		Industrial Arts	20,093.51	0.00	0.00	0.00	20,093.51
	4440		Leadership Club	1,299.15	0.00	0.00	0.00	1,299.15
	4500		Music	1,496.30	0.00	0.00	0.00	1,496.30
	4540		Other Clubs	0.00	0.00	0.00	0.00	0.00
	4560		Photography Club	79.58	0.00	0.00	0.00	79.58
	4600		Robotics & Engineering Club	880.00	0.00	0.00	0.00	880.00
	4710		Student Council	3,925.56	0.00	0.00	0.00	3,925.56
	4727		Unplugged Club	0.00	0.00	0.00	0.00	0.00
	4770		Yearbook	4,701.08	690.00	0.00	0.00	5,391.08
	4780		Youth to Youth	1,205.68	0.00	0.00	0.00	1,205.68
		D	Totals:	40,967.14	690.00	0.00	0.00	41,657.14
E	ADMINISTRATIVE CUSTODIAL							
	5020		Fines	6,047.90	0.00	25.00	0.00	6,022.90
	5030		Counseling Center	-113.33	0.00	104.21	0.00	-217.54
	5040		Fundraising-General	10,104.17	330.00	0.00	0.00	10,434.17
	5050		HAL	0.00	0.00	0.00	0.00	0.00

Current Cash Balance

Sorted by Site ID, Group ID, Activity ID.
From 07/01/2018 to 07/31/2018.

Site ID Group ID	Site Name Group Name	Activity ID	Activity Name	Beginning Cash	Receipts	Disbursements	Adjustments	Cash Balance
		5060	Hospitality	1,891.81	0.00	171.05	0.00	1,720.76
		5070	Library	1,772.73	0.00	0.00	0.00	1,772.73
		5100	Other Adm Custodial	0.00	0.00	0.00	0.00	0.00
		5110	Other Student Activities	-2,941.93	0.00	0.00	961.00	-1,980.93
		5115	Field Trips-Curriculum Related	0.00	0.00	0.00	0.00	0.00
		5120	P.E.	1,180.26	0.00	0.00	0.00	1,180.26
		5127	6th Grade Field Trips-Curriculum Related	285.43	0.00	0.00	0.00	285.43
		5128	7th Grade Field Trips-Curriculum Related	-280.85	0.00	0.00	0.00	-280.85
		5129	8th Grade Field Trips-Curriculum Related	0.00	0.00	0.00	0.00	0.00
		5165	Logo Sales	5,026.58	0.00	1,116.44	0.00	3,910.14
		5215	Special Events	2,527.92	0.00	567.46	0.00	1,960.46
			E Totals:	25,500.69	330.00	1,984.16	961.00	24,807.53
Q	STUDENT FEE FUND							
		7150	Jumpstart	1,042.28	0.00	590.00	0.00	452.28
		7160	Participation Fees - Athletics	0.00	0.00	0.00	0.00	0.00
		7170	Participation Fees - Clubs & Orgs	961.00	0.00	0.00	-961.00	0.00
		7195	HAL Field Trips	0.00	0.00	0.00	0.00	0.00
		7900	Field Trips-Other	0.00	0.00	0.00	0.00	0.00
		7901	Student Transportation	60.00	0.00	0.00	0.00	60.00
			Q Totals:	2,063.28	0.00	590.00	-961.00	512.28
S	ATHLETIC							
		9050	Athletic-General	9,868.68	0.00	0.00	0.00	9,868.68
		9070	Miscellaneous Receipts	0.00	0.00	0.00	0.00	0.00
			S Totals:	9,868.68	0.00	0.00	0.00	9,868.68
			AMS Totals:	118,406.55	1,381.02	2,819.61	0.00	116,967.96

Current Cash Balance

Sorted by Site ID, Group ID, Activity ID.
From 07/01/2018 to 07/31/2018.

Site ID Group ID	Site Name Group Name	Activity ID	Activity Name	Beginning Cash	Receipts	Disbursements	Adjustments	Cash Balance
BMS	Beadle Middle School							
A	ACTIVITY GENERAL							
	1010	General Admin		18,563.11	221.83	601.19	-2,102.20	16,081.55
	1016	Rev Trak Fees		-0.50	36.40	0.00	0.00	35.90
	1025	Savings		0.00	0.00	0.00	0.00	0.00
	1030	Staff Vending		-27.13	0.00	0.00	27.13	0.00
	1035	Student Vending		1.85	0.00	0.00	0.00	1.85
	1040	Donations		3,890.14	90.00	250.00	0.00	3,730.14
	1070	Start Up Cash		0.00	0.00	0.00	0.00	0.00
	1080	Next Year Monies		39.95	0.00	0.00	0.00	39.95
	1105	Laptop Insurance		40.00	180.00	0.00	0.00	220.00
	1106	Laptop Loss/Damage		-161.00	0.00	0.00	0.00	-161.00
	1170	Wellness		-32.41	0.00	0.00	32.41	0.00
		A Totals:		22,314.01	528.23	851.19	-2,042.66	19,948.39
B	Athletics-Girls							
	2013	Misc. Expenditures - Girls		384.31	0.00	881.85	-384.31	-881.85
		B Totals:		384.31	0.00	881.85	-384.31	-881.85
C	Athletics-Boys							
	3004	Equipment - Boys		0.00	0.00	0.00	0.00	0.00
	3013	Misc. Expenditures - Boys		-2,426.97	0.00	881.86	2,426.97	-881.86
		C Totals:		-2,426.97	0.00	881.86	2,426.97	-881.86
D	CLUBS AND ORGANIZATIONS							
	4040	Art		10.81	0.00	0.00	0.00	10.81
	4060	Band		0.00	0.00	0.00	0.00	0.00
	4170	Cross Country Club		2.88	0.00	0.00	0.00	2.88
	4190	Dance		3.71	0.00	0.00	0.00	3.71
	4200	Debate Team		0.00	0.00	0.00	0.00	0.00
	4220	Drama Club		0.00	0.00	0.00	0.00	0.00
	4230	Environmental Club		290.12	0.00	0.00	0.00	290.12
	4260	FCS Club		616.56	0.00	145.49	0.00	471.07
	4320	Educators Rising		0.00	0.00	0.00	0.00	0.00
	4345	Craft Club		15.65	0.00	0.00	0.00	15.65
	4370	Industrial Arts		3,019.35	0.00	0.00	0.00	3,019.35
	4500	Music		-232.82	0.00	0.00	0.00	-232.82
	4540	Other Clubs		1,104.53	0.00	84.00	0.00	1,020.53
	4570	Play Production		3,267.27	0.00	198.75	0.00	3,068.52
	4630	Science Club		41.58	0.00	0.00	0.00	41.58
	4645	Show Choir		1,121.43	0.00	0.00	0.00	1,121.43
	4690	Spirit Shop		1,813.20	0.00	0.00	0.00	1,813.20
	4710	Student Council		1,170.23	0.00	29.63	0.00	1,140.60
	4770	Yearbook		16,846.94	0.00	0.00	0.00	16,846.94
	4780	Youth to Youth		107.33	0.00	0.00	0.00	107.33

Current Cash Balance

Sorted by Site ID, Group ID, Activity ID.
From 07/01/2018 to 07/31/2018.

Site ID	Site Name	Beginning Cash	Receipts	Disbursements	Adjustments	Cash Balance
Group ID	Group Name					
Activity ID	Activity Name					
D	Totals:	29,198.77	0.00	457.87	0.00	28,740.90
E	ADMINISTRATIVE CUSTODIAL					
5020	Fines	1,475.97	0.00	0.00	0.00	1,475.97
5025	Fines - Library Book	3,065.69	0.00	0.00	0.00	3,065.69
5027	Fines-Textbooks	0.00	0.00	0.00	0.00	0.00
5030	Counseling Center	96.51	0.00	0.00	0.00	96.51
5040	Fundraising-General	0.00	0.00	0.00	0.00	0.00
5050	HAL	0.00	0.00	0.00	0.00	0.00
5060	Hospitality	2,760.37	0.00	0.00	0.00	2,760.37
5070	Library	168.50	0.00	0.00	0.00	168.50
5115	Field Trips-Curriculum Related	0.00	0.00	0.00	0.00	0.00
5120	P.E.	2,898.86	0.00	0.00	0.00	2,898.86
5127	6th Grade Field Trips-Curriculum Related	1,313.60	0.00	727.14	-1,292.90	-706.44
5128	7th Grade Field Trips-Curriculum Related	89.45	0.00	0.00	1,244.85	1,334.30
5129	8th Grade Field Trips-Curriculum Related	62.10	0.00	0.00	48.05	110.15
5180	Teacher Fund/Grants	425.93	0.00	500.00	0.00	-74.07
5215	Special Events	230.25	0.00	0.00	0.00	230.25
5220	Site Improvements	475.83	0.00	0.00	0.00	475.83
E	Totals:	13,063.06	0.00	1,227.14	0.00	11,835.92
Q	STUDENT FEE FUND					
7060	6th Grade Field Trips	0.00	0.00	0.00	0.00	0.00
7100	After School Program	0.00	0.00	0.00	0.00	0.00
7150	Jumpstart	1,070.36	750.00	0.00	0.00	1,820.36
7160	Participation Fees - Athletics	0.00	0.00	0.00	0.00	0.00
7170	Participation Fees - Clubs & Orgs	0.00	0.00	0.00	0.00	0.00
7190	Field Trips	0.00	0.00	0.00	0.00	0.00
7195	HAL Field Trips	0.00	0.00	0.00	0.00	0.00
7901	Student Transportation	60.07	60.00	60.07	0.00	60.00
Q	Totals:	1,130.43	810.00	60.07	0.00	1,880.36
S	ATHLETIC					
9070	Miscellaneous Receipts	0.00	0.00	0.00	0.00	0.00
S	Totals:	0.00	0.00	0.00	0.00	0.00
BMS	Totals:	63,663.61	1,338.23	4,359.98	0.00	60,641.86

Current Cash Balance

Sorted by Site ID, Group ID, Activity ID.
From 07/01/2018 to 07/31/2018.

Site ID Group ID	Site Name Group Name	Activity ID	Activity Name	Beginning Cash	Receipts	Disbursements	Adjustments	Cash Balance
CMS	Central Middle School							
A	ACTIVITY GENERAL							
	1010		General Admin	5,653.05	1.74	305.08	-60.00	5,289.71
	1016		Rev Trak Fees	14.52	-8.23	0.00	0.00	6.29
	1025		Savings	0.00	0.00	0.00	0.00	0.00
	1030		Staff Vending	106.97	0.00	0.00	0.00	106.97
	1035		Student Vending	279.91	0.00	0.00	0.00	279.91
	1040		Donations	0.00	0.00	0.00	0.00	0.00
	1050		Projects/Support	0.00	0.00	0.00	0.00	0.00
	1080		Next Year Monies	-105.00	0.00	0.00	0.00	-105.00
	1105		Laptop Insurance	-20.00	0.00	0.00	0.00	-20.00
	1106		Laptop Loss/Damage	421.00	114.00	0.00	0.00	535.00
	1107		Laptop Insurance-YAP	0.00	0.00	0.00	0.00	0.00
	1108		Laptop Loss-Damage YAP	8.29	0.00	0.00	0.00	8.29
		A	Totals:	6,358.74	107.51	305.08	-60.00	6,101.17
B	Athletics-Girls							
	2013		Misc. Expenditures - Girls	3,333.61	0.00	1,400.90	430.00	2,362.71
		B	Totals:	3,333.61	0.00	1,400.90	430.00	2,362.71
C	Athletics-Boys							
	3003		Entry Fees - Boys	0.00	0.00	0.00	0.00	0.00
	3013		Misc. Expenditures - Boys	3,905.86	0.00	0.00	280.00	4,185.86
		C	Totals:	3,905.86	0.00	0.00	280.00	4,185.86
D	CLUBS AND ORGANIZATIONS							
	4010		40 Assets	0.00	0.00	0.00	0.00	0.00
	4040		Art	273.29	0.00	17.59	0.00	255.70
	4059		Band Camp	0.00	0.00	0.00	0.00	0.00
	4060		Band	-16.00	0.00	0.00	16.00	0.00
	4062		Band Trip	0.00	0.00	0.00	0.00	0.00
	4090		Bowling Club	150.94	0.00	0.00	0.00	150.94
	4140		Choir	-158.49	0.00	0.00	158.49	0.00
	4170		Cross Country Club	263.81	0.00	0.00	0.00	263.81
	4220		Drama Club	1,612.51	0.00	0.00	0.00	1,612.51
	4260		FCS Club	313.86	0.00	0.00	0.00	313.86
	4370		Industrial Arts	565.18	0.00	0.00	0.00	565.18
	4500		Music	872.80	0.00	0.00	-174.49	698.31
	4530		Orchestra	0.00	0.00	0.00	0.00	0.00
	4540		Other Clubs	156.00	0.00	0.00	0.00	156.00
	4670		SPARKS	0.00	0.00	0.00	0.00	0.00
	4710		Student Council	3,040.45	0.00	0.00	0.00	3,040.45
	4760		World Language	0.00	0.00	0.00	0.00	0.00
	4770		Yearbook	-451.40	0.00	0.00	0.00	-451.40
		D	Totals:	6,622.95	0.00	17.59	0.00	6,605.36

Current Cash Balance

Sorted by Site ID, Group ID, Activity ID.
From 07/01/2018 to 07/31/2018.

Site ID Group ID	Site Name Group Name	Activity ID	Activity Name	Beginning Cash	Receipts	Disbursements	Adjustments	Cash Balance
E	ADMINISTRATIVE CUSTODIAL							
		5015	Circle of Friends	0.00	0.00	0.00	0.00	0.00
		5020	Fines	312.56	0.00	0.00	0.00	312.56
		5027	Fines-Textbooks	569.72	0.00	0.00	0.00	569.72
		5040	Fundraising-General	6,658.23	0.00	795.94	-158.09	5,704.20
		5050	HAL	0.00	0.00	0.00	0.00	0.00
		5060	Hospitality	0.00	0.00	0.00	0.00	0.00
		5070	Library	2,452.20	0.00	0.00	0.00	2,452.20
		5075	Mentoring	199.50	0.00	0.00	0.00	199.50
		5085	MSAP	0.00	0.00	0.00	0.00	0.00
		5090	Montessori	11.07	0.00	0.00	0.00	11.07
		5093	Montessori 7/8 Sales	0.00	0.00	0.00	0.00	0.00
		5095	Montessori Fundraising	8,094.19	0.00	1,675.42	-6,418.77	0.00
		5100	Other Adm Custodial	0.00	0.00	0.00	0.00	0.00
		5110	Other Student Activities	1,539.09	0.00	0.00	0.00	1,539.09
		5115	Field Trips-Curriculum Related	241.69	0.00	0.00	0.00	241.69
		5119	Montessori 6-8	-6,418.77	0.00	0.00	6,418.77	0.00
		5120	P.E.	0.00	0.00	0.00	0.00	0.00
		5127	6th Grade Field Trips-Curriculum Related	-158.09	0.00	0.00	158.09	0.00
		5128	7th Grade Field Trips-Curriculum Related	834.62	0.00	0.00	-834.62	0.00
		5129	8th Grade Field Trips-Curriculum Related	0.00	0.00	0.00	834.62	834.62
		5140	PayBac	16.48	0.00	0.00	0.00	16.48
		5170	Student Notebooks	1,053.82	0.00	0.00	0.00	1,053.82
		5180	Teacher Fund/Grants	2,163.29	0.00	324.55	0.00	1,838.74
		5185	Technology	0.00	0.00	0.00	0.00	0.00
		5210	Zone	29.47	0.00	0.00	0.00	29.47
		E Totals:		17,599.07	0.00	2,795.91	0.00	14,803.16
Q	STUDENT FEE FUND							
		7060	6th Grade Field Trips	0.00	0.00	0.00	0.00	0.00
		7070	7th Grade Field Trips	0.00	0.00	0.00	0.00	0.00
		7080	8th Grade Field Trips	0.00	0.00	0.00	0.00	0.00
		7135	Montessori 6-8	0.00	0.00	0.00	0.00	0.00
		7150	Jumpstart	502.61	260.00	210.00	0.00	552.61
		7160	Participation Fees - Athletics	1,005.00	0.00	0.00	-710.00	295.00
		7170	Participation Fees - Clubs & Orgs	-124.87	0.00	0.00	0.00	-124.87
		7195	HAL Field Trips	0.00	0.00	0.00	0.00	0.00
		7200	Outdoor Ed	0.00	0.00	0.00	0.00	0.00
		7900	Field Trips-Other	0.00	0.00	0.00	0.00	0.00
		7901	Student Transportation	-60.00	0.00	0.00	60.00	0.00
		Q Totals:		1,322.74	260.00	210.00	-650.00	722.74

Current Cash Balance

Sorted by Site ID, Group ID, Activity ID.
From 07/01/2018 to 07/31/2018.

Site ID Group ID	Site Name Group Name	Activity ID	Activity Name	Beginning Cash	Receipts	Disbursements	Adjustments	Cash Balance
S	ATHLETIC							
		9030	Concessions	0.00	0.00	0.00	0.00	0.00
		9050	Athletic-General	2,376.11	0.00	0.00	0.00	2,376.11
		9070	Miscellaneous Receipts	642.38	0.00	0.00	0.00	642.38
		9080	Fundraising-Athletic	280.22	0.00	0.00	0.00	280.22
			S Totals:	3,298.71	0.00	0.00	0.00	3,298.71
			CMS Totals:	42,441.68	367.51	4,729.48	0.00	38,079.71

Current Cash Balance

Sorted by Site ID, Group ID, Activity ID.
From 07/01/2018 to 07/31/2018.

Site ID	Site Name		Beginning Cash	Receipts	Disbursements	Adjustments	Cash Balance
Group ID	Group Name	Activity ID Activity Name					
KMS	Kiewit Middle School						
A	ACTIVITY GENERAL						
	1010	General Admin	3,871.18	0.00	170.56	0.00	3,700.62
	1016	Rev Trak Fees	14.84	13.17	10.99	0.00	17.02
	1025	Savings	41,057.86	0.00	0.00	0.00	41,057.86
	1030	Staff Vending	732.70	185.53	290.00	0.00	628.23
	1035	Student Vending	44,540.93	304.28	1,735.73	0.00	43,109.48
	1050	Projects/Support	18,080.97	0.00	0.00	0.00	18,080.97
	1105	Laptop Insurance	0.00	0.00	0.00	0.00	0.00
	1106	Laptop Loss/Damage	0.00	0.00	0.00	0.00	0.00
		A Totals:	108,298.48	502.98	2,207.28	0.00	106,594.18
B	Athletics-Girls						
	2013	Misc. Expenditures - Girls	3,639.67	0.00	209.70	0.00	3,429.97
		B Totals:	3,639.67	0.00	209.70	0.00	3,429.97
C	Athletics-Boys						
	3003	Entry Fees - Boys	0.00	0.00	0.00	0.00	0.00
	3013	Misc. Expenditures - Boys	3,196.68	0.00	0.00	0.00	3,196.68
	3052	Camps - Boys Basketball	0.00	0.00	0.00	0.00	0.00
		C Totals:	3,196.68	0.00	0.00	0.00	3,196.68
D	CLUBS AND ORGANIZATIONS						
	4040	Art	272.31	0.00	0.00	0.00	272.31
	4060	Band	100.00	0.00	0.00	0.00	100.00
	4130	Chess Club	0.00	0.00	0.00	0.00	0.00
	4220	Drama Club	3,028.58	0.00	0.00	0.00	3,028.58
	4260	FCS Club	749.56	0.00	0.00	0.00	749.56
	4370	Industrial Arts	16,752.84	0.00	1,305.59	0.00	15,447.25
	4380	International Club	0.00	0.00	0.00	0.00	0.00
	4500	Music	1,992.12	0.00	0.00	0.00	1,992.12
	4540	Other Clubs	1.80	0.00	0.00	0.00	1.80
	4630	Science Club	402.27	0.00	0.00	0.00	402.27
	4680	Speech Club	350.00	0.00	0.00	0.00	350.00
	4710	Student Council	3,399.71	0.00	0.00	0.00	3,399.71
	4750	Volunteer Club	1,931.33	0.00	0.00	0.00	1,931.33
	4770	Yearbook	33,863.04	0.00	0.00	0.00	33,863.04
	4780	Youth to Youth	0.00	0.00	0.00	0.00	0.00
		D Totals:	62,843.56	0.00	1,305.59	0.00	61,537.97
E	ADMINISTRATIVE CUSTODIAL						
	5027	Fines-Textbooks	537.61	0.00	0.00	0.00	537.61
	5040	Fundraising-General	3,965.88	245.00	288.80	0.00	3,922.08
	5050	HAL	395.91	0.00	0.00	0.00	395.91
	5060	Hospitality	1,612.35	0.00	0.00	0.00	1,612.35
	5070	Library	6,331.85	32.88	443.19	0.00	5,921.54

Current Cash Balance

Sorted by Site ID, Group ID, Activity ID.
From 07/01/2018 to 07/31/2018.

Site ID Group ID	Site Name Group Name	Activity ID	Activity Name	Beginning Cash	Receipts	Disbursements	Adjustments	Cash Balance
		5100	Other Adm Custodial	3,098.86	0.00	0.00	0.00	3,098.86
		5115	Field Trips-Curriculum Related	5,687.66	0.00	0.00	0.00	5,687.66
		5120	P.E.	928.80	0.00	0.00	0.00	928.80
		5127	6th Grade Field Trips-Curriculum Related	0.00	0.00	0.00	0.00	0.00
		5128	7th Grade Field Trips-Curriculum Related	0.00	0.00	0.00	0.00	0.00
		5129	8th Grade Field Trips-Curriculum Related	0.00	0.00	0.00	0.00	0.00
		5140	PayBac	3,374.79	0.00	0.00	0.00	3,374.79
		5165	Logo Sales	41,892.69	0.00	0.00	0.00	41,892.69
		5175	Student Scholarships	1,536.06	0.00	0.00	0.00	1,536.06
		5180	Teacher Fund/Grants	363.01	0.00	0.00	0.00	363.01
		5185	Technology	0.00	0.00	0.00	0.00	0.00
	E	Totals:		69,725.47	277.88	731.99	0.00	69,271.36
Q	STUDENT FEE FUND							
		7060	6th Grade Field Trips	0.00	0.00	0.00	0.00	0.00
		7070	7th Grade Field Trips	0.00	0.00	0.00	0.00	0.00
		7080	8th Grade Field Trips	0.00	0.00	0.00	0.00	0.00
		7100	After School Program	8,351.00	270.17	6,492.99	0.00	2,128.18
		7140	Mini-Classes	0.00	0.00	0.00	0.00	0.00
		7150	Jumpstart	1,270.00	240.00	33.30	0.00	1,476.70
		7160	Participation Fees - Athletics	0.00	0.00	0.00	0.00	0.00
		7170	Participation Fees - Clubs & Orgs	0.00	0.00	0.00	0.00	0.00
		7195	HAL Field Trips	0.00	0.00	0.00	0.00	0.00
		7901	Student Transportation	120.00	120.00	0.00	0.00	240.00
	Q	Totals:		9,741.00	630.17	6,526.29	0.00	3,844.88
S	ATHLETIC							
		9050	Athletic-General	15,044.99	0.00	0.00	0.00	15,044.99
		9070	Miscellaneous Receipts	0.00	0.00	0.00	0.00	0.00
	S	Totals:		15,044.99	0.00	0.00	0.00	15,044.99
	KMS	Totals:		272,489.85	1,411.03	10,980.85	0.00	262,920.03

Current Cash Balance

Sorted by Site ID, Group ID, Activity ID.
From 07/01/2018 to 07/31/2018.

Site ID Group ID	Site Name Group Name	Activity ID	Activity Name	Beginning Cash	Receipts	Disbursements	Adjustments	Cash Balance
NMS	North Middle School							
A	ACTIVITY GENERAL							
	1010	General Admin		20,226.19	8.73	6.42	0.00	20,228.50
	1016	Rev Trak Fees		1.64	28.65	0.00	0.00	30.29
	1030	Staff Vending		7.67	0.00	0.00	0.00	7.67
	1035	Student Vending		0.00	0.00	0.00	0.00	0.00
	1036	NMS Spiritwear		0.00	0.00	0.00	0.00	0.00
	1037	Mustang Express-O		544.19	0.00	0.00	0.00	544.19
	1040	Donations		25,738.92	75.00	0.00	0.00	25,813.92
	1105	Laptop Insurance		20.00	360.00	0.00	0.00	380.00
	1106	Laptop Loss/Damage		10.00	0.00	0.00	0.00	10.00
	1170	Wellness		0.00	0.00	0.00	0.00	0.00
		A Totals:		46,548.61	472.38	6.42	0.00	47,014.57
B	Athletics-Girls							
	2003	Entry Fees - Girls		0.00	0.00	0.00	0.00	0.00
	2013	Misc. Expenditures - Girls		-5,924.08	0.00	0.00	0.00	-5,924.08
	2063	Misc. Expenditures - Girls Basketball		0.00	0.00	0.00	0.00	0.00
		B Totals:		-5,924.08	0.00	0.00	0.00	-5,924.08
C	Athletics-Boys							
	3003	Entry Fees - Boys		0.00	0.00	0.00	0.00	0.00
	3013	Misc. Expenditures - Boys		-8,744.85	0.00	0.00	0.00	-8,744.85
	3515	Misc. Expenditures - Boys Football		0.00	0.00	0.00	0.00	0.00
		C Totals:		-8,744.85	0.00	0.00	0.00	-8,744.85
D	CLUBS AND ORGANIZATIONS							
	4040	Art		432.07	0.00	0.00	0.00	432.07
	4045	Art Projects		262.69	0.00	0.00	0.00	262.69
	4059	Band Camp		0.00	0.00	0.00	0.00	0.00
	4060	Band		-517.35	0.00	0.00	0.00	-517.35
	4130	Chess Club		0.00	0.00	0.00	0.00	0.00
	4140	Choir		-146.61	0.00	0.00	0.00	-146.61
	4170	Cross Country Club		-677.23	0.00	0.00	0.00	-677.23
	4220	Drama Club		10,454.47	0.00	0.00	0.00	10,454.47
	4260	FCS Club		0.00	0.00	0.00	0.00	0.00
	4265	FCS Projects		0.00	0.00	0.00	0.00	0.00
	4290	Forensics		143.00	0.00	0.00	0.00	143.00
	4370	Industrial Arts		490.15	0.00	0.00	0.00	490.15
	4380	International Club		307.10	0.00	0.00	0.00	307.10
	4530	Orchestra		305.46	0.00	0.00	0.00	305.46
	4540	Other Clubs		0.00	0.00	0.00	0.00	0.00
	4600	Robotics & Engineering Club		84.44	0.00	0.00	0.00	84.44
	4645	Show Choir		709.10	0.00	0.00	0.00	709.10
	4710	Student Council		13,966.46	0.00	0.00	0.00	13,966.46
	4726	Unified Sports		348.17	0.00	0.00	0.00	348.17

Current Cash Balance

Sorted by Site ID, Group ID, Activity ID.
From 07/01/2018 to 07/31/2018.

Site ID Group ID	Site Name Group Name	Activity ID	Activity Name	Beginning Cash	Receipts	Disbursements	Adjustments	Cash Balance
		4750	Volunteer Club	0.00	0.00	0.00	0.00	0.00
		4770	Yearbook	1,509.28	0.00	0.00	0.00	1,509.28
		4780	Youth to Youth	436.68	0.00	0.00	0.00	436.68
	D	Totals:		28,107.88	0.00	0.00	0.00	28,107.88
E	ADMINISTRATIVE CUSTODIAL							
		5020	Fines	361.22	0.00	0.00	0.00	361.22
		5027	Fines-Textbooks	201.60	0.00	0.00	0.00	201.60
		5040	Fundraising-General	27,055.21	0.00	0.00	0.00	27,055.21
		5050	HAL	280.96	0.00	0.00	0.00	280.96
		5060	Hospitality	1,044.96	0.00	0.00	0.00	1,044.96
		5070	Library	3,209.87	0.00	0.00	0.00	3,209.87
		5100	Other Adm Custodial	0.00	0.00	0.00	0.00	0.00
		5115	Field Trips-Curriculum Related	0.00	0.00	0.00	0.00	0.00
		5120	P.E.	0.00	0.00	0.00	0.00	0.00
		5127	6th Grade Field Trips-Curriculum Related	714.85	0.00	0.00	0.00	714.85
		5128	7th Grade Field Trips-Curriculum Related	0.00	0.00	0.00	0.00	0.00
		5129	8th Grade Field Trips-Curriculum Related	0.00	0.00	0.00	0.00	0.00
		5175	Student Scholarships	0.00	0.00	0.00	0.00	0.00
		5200	Outdoor Learning Environment	0.00	0.00	0.00	0.00	0.00
		5215	Special Events	3,642.61	0.00	1,022.00	0.00	2,620.61
		5220	Site Improvements	19,879.24	0.00	0.00	0.00	19,879.24
	E	Totals:		56,390.52	0.00	1,022.00	0.00	55,368.52
Q	STUDENT FEE FUND							
		7060	6th Grade Field Trips	0.00	0.00	0.00	0.00	0.00
		7070	7th Grade Field Trips	0.00	0.00	0.00	0.00	0.00
		7080	8th Grade Field Trips	0.00	0.00	0.00	0.00	0.00
		7100	After School Program	46,367.06	0.00	0.00	0.00	46,367.06
		7150	Jumpstart	2,070.39	0.00	0.00	0.00	2,070.39
		7160	Participation Fees - Athletics	15,430.44	40.00	0.00	0.00	15,470.44
		7170	Participation Fees - Clubs & Orgs	0.00	320.00	0.00	0.00	320.00
		7195	HAL Field Trips	0.00	0.00	0.00	0.00	0.00
		7200	Outdoor Ed	0.00	0.00	0.00	0.00	0.00
		7900	Field Trips-Other	0.00	0.00	0.00	0.00	0.00
		7901	Student Transportation	0.00	0.00	0.00	0.00	0.00
	Q	Totals:		63,867.89	360.00	0.00	0.00	64,227.89
S	ATHLETIC							
		9030	Concessions	0.00	0.00	0.00	0.00	0.00
		9050	Athletic-General	3,149.64	0.00	0.00	0.00	3,149.64
		9070	Miscellaneous Receipts	0.00	0.00	0.00	0.00	0.00
		9110	Activities	0.00	0.00	0.00	0.00	0.00
	S	Totals:		3,149.64	0.00	0.00	0.00	3,149.64
	NMS	Totals:		183,395.61	832.38	1,028.42	0.00	183,199.57

Current Cash Balance

Sorted by Site ID, Group ID, Activity ID.
From 07/01/2018 to 07/31/2018.

Site ID Group ID	Site Name Group Name	Activity ID	Activity Name	Beginning Cash	Receipts	Disbursements	Adjustments	Cash Balance
RMS	Russell Middle School							
A	ACTIVITY GENERAL							
	1010		General Admin	17,066.80	51.60	0.00	0.00	17,118.40
	1016		Rev Trak Fees	3.79	10.35	0.00	0.00	14.14
	1030		Staff Vending	640.94	0.00	53.85	0.00	587.09
	1035		Student Vending	299.37	0.00	102.72	0.00	196.65
	1040		Donations	43,515.59	30.00	313.00	0.00	43,232.59
	1070		Start Up Cash	0.00	0.00	0.00	0.00	0.00
	1105		Laptop Insurance	0.00	240.00	0.00	0.00	240.00
	1106		Laptop Loss/Damage	660.00	15.00	690.00	30.00	15.00
	1170		Wellness	0.00	0.00	0.00	0.00	0.00
		A	Totals:	62,186.49	346.95	1,159.57	30.00	61,403.87
B	Athletics-Girls							
	2013		Misc. Expenditures - Girls	2,667.58	0.00	1,217.17	0.00	1,450.41
		B	Totals:	2,667.58	0.00	1,217.17	0.00	1,450.41
C	Athletics-Boys							
	3003		Entry Fees - Boys	0.00	0.00	0.00	0.00	0.00
	3013		Misc. Expenditures - Boys	8,152.38	0.00	1,217.18	0.00	6,935.20
		C	Totals:	8,152.38	0.00	1,217.18	0.00	6,935.20
D	CLUBS AND ORGANIZATIONS							
	4040		Art	771.58	0.00	0.00	0.00	771.58
	4045		Art Projects	112.30	0.00	0.00	0.00	112.30
	4060		Band	3.00	0.00	0.00	0.00	3.00
	4170		Cross Country Club	1,339.38	0.00	0.00	0.00	1,339.38
	4180		Culinary	835.45	0.00	0.00	0.00	835.45
	4190		Dance	268.85	0.00	0.00	0.00	268.85
	4260		FCS Club	0.00	0.00	0.00	0.00	0.00
	4370		Industrial Arts	4,807.45	0.00	1,436.82	0.00	3,370.63
	4500		Music	442.95	0.00	0.00	0.00	442.95
	4503		Music-Musicals	442.79	0.00	0.00	0.00	442.79
	4530		Orchestra	199.06	0.00	0.00	0.00	199.06
	4532		Summer Camps	4,114.23	1,320.00	572.80	0.00	4,861.43
	4540		Other Clubs	0.00	0.00	0.00	0.00	0.00
	4710		Student Council	2,412.96	0.00	0.00	0.00	2,412.96
	4750		Volunteer Club	0.00	0.00	0.00	0.00	0.00
	4770		Yearbook	5,217.32	210.00	0.00	0.00	5,427.32
		D	Totals:	20,967.32	1,530.00	2,009.62	0.00	20,487.70
E	ADMINISTRATIVE CUSTODIAL							
	5008		Surplus Sales	19,976.28	0.00	0.00	0.00	19,976.28
	5025		Fines - Library Book	0.00	0.00	0.00	0.00	0.00
	5027		Fines-Textbooks	2,342.08	0.00	0.00	-30.00	2,312.08
	5030		Counseling Center	622.94	0.00	0.00	0.00	622.94

Current Cash Balance

Sorted by Site ID, Group ID, Activity ID.
From 07/01/2018 to 07/31/2018.

Site ID Group ID	Site Name Group Name	Activity ID	Activity Name	Beginning Cash	Receipts	Disbursements	Adjustments	Cash Balance
		5040	Fundraising-General	12,572.19	0.00	0.00	0.00	12,572.19
		5050	HAL	0.00	0.00	0.00	0.00	0.00
		5060	Hospitality	643.01	0.00	0.00	0.00	643.01
		5070	Library	490.99	66.48	18.13	0.00	539.34
		5095	Montessori Fundraising	0.00	1,675.42	0.00	0.00	1,675.42
		5100	Other Adm Custodial	5,844.00	0.00	0.00	0.00	5,844.00
		5110	Other Student Activities	0.00	0.00	0.00	0.00	0.00
		5115	Field Trips-Curriculum Related	0.00	0.00	0.00	0.00	0.00
		5119	Montessori 6-8	0.00	0.00	0.00	0.00	0.00
		5120	P.E.	316.46	0.00	0.00	0.00	316.46
		5127	6th Grade Field Trips-Curriculum Related	0.00	0.00	0.00	0.00	0.00
		5128	7th Grade Field Trips-Curriculum Related	0.00	0.00	0.00	0.00	0.00
		5129	8th Grade Field Trips-Curriculum Related	0.00	0.00	0.00	0.00	0.00
		5165	Logo Sales	2,786.65	0.00	214.50	0.00	2,572.15
	E	Totals:		45,594.60	1,741.90	232.63	-30.00	47,073.87
Q	STUDENT FEE FUND							
		7100	After School Program	33,265.11	0.00	0.00	0.00	33,265.11
		7150	Jumpstart	640.00	390.00	0.00	0.00	1,030.00
		7160	Participation Fees - Athletics	25.00	10.00	0.00	0.00	35.00
		7170	Participation Fees - Clubs & Orgs	220.00	0.00	0.00	0.00	220.00
		7195	HAL Field Trips	0.00	0.00	0.00	0.00	0.00
		7900	Field Trips-Other	0.00	0.00	0.00	0.00	0.00
		7901	Student Transportation	0.00	30.00	0.00	0.00	30.00
	Q	Totals:		34,150.11	430.00	0.00	0.00	34,580.11
S	ATHLETIC							
		9050	Athletic-General	1,284.88	0.00	0.00	0.00	1,284.88
		9070	Miscellaneous Receipts	0.00	0.00	0.00	0.00	0.00
	S	Totals:		1,284.88	0.00	0.00	0.00	1,284.88
	RMS	Totals:		175,003.36	4,048.85	5,836.17	0.00	173,216.04

Current Cash Balance

Sorted by Site ID, Group ID, Activity ID.
From 07/01/2018 to 07/31/2018.

Site ID Group ID	Site Name Group Name	Activity ID	Activity Name	Beginning Cash	Receipts	Disbursements	Adjustments	Cash Balance
Horizon Keith Lutz Horizon High School								
A ACTIVITY GENERAL								
	1010		General Admin	2,975.99	0.29	0.00	0.00	2,976.28
	1016		Rev Trak Fees	-7.74	0.00	0.00	0.00	-7.74
	1030		Staff Vending	605.24	0.00	0.00	0.00	605.24
	1105		Laptop Insurance	61.44	0.00	0.00	0.00	61.44
	1106		Laptop Loss/Damage	244.25	0.00	0.00	0.00	244.25
	A Totals:			3,879.18	0.29	0.00	0.00	3,879.47
D CLUBS AND ORGANIZATIONS								
	4365		HOSA	1,298.12	0.00	0.00	0.00	1,298.12
	4650		Skills USA	0.00	0.00	0.00	0.00	0.00
	4710		Student Council	46.89	0.00	0.00	0.00	46.89
	4770		Yearbook	0.00	0.00	0.00	0.00	0.00
	4790		DLM Academy	708.23	0.00	0.00	0.00	708.23
	D Totals:			2,053.24	0.00	0.00	0.00	2,053.24
E ADMINISTRATIVE CUSTODIAL								
	5025		Fines - Library Book	81.75	0.00	0.00	0.00	81.75
	5040		Fundraising-General	651.17	0.00	0.00	0.00	651.17
	5115		Field Trips-Curriculum Related	0.00	0.00	0.00	0.00	0.00
	E Totals:			732.92	0.00	0.00	0.00	732.92
S ATHLETIC								
	9070		Miscellaneous Receipts	0.00	0.00	0.00	0.00	0.00
	S Totals:			0.00	0.00	0.00	0.00	0.00
	Horizon Totals:			6,665.34	0.29	0.00	0.00	6,665.63

Current Cash Balance

Sorted by Site ID, Group ID, Activity ID.
From 07/01/2018 to 07/31/2018.

Site ID Group ID	Site Name Group Name	Activity ID	Activity Name	Beginning Cash	Receipts	Disbursements	Adjustments	Cash Balance
NHS	Millard North High School							
A	ACTIVITY GENERAL							
		1010	General Admin	4,675.40	0.00	0.00	0.00	4,675.40
		1016	Rev Trak Fees	-37.83	815.15	0.00	0.00	777.32
		1017	Returned Checks	0.00	0.00	0.00	0.00	0.00
		1025	Savings	-301,478.64	0.00	0.00	0.00	-301,478.64
		1030	Staff Vending	5,056.16	89.71	0.00	0.00	5,145.87
		1035	Student Vending	95,000.00	0.00	0.00	-95,000.00	0.00
		1040	Donations	1,229.62	1,000.00	0.00	0.00	2,229.62
		1050	Projects/Support	950.33	0.00	0.00	0.00	950.33
		1070	Start Up Cash	-300.00	8.25	3,050.00	350.00	-2,991.75
		1090	Other Revenue	543.62	0.00	0.00	0.00	543.62
		1105	Laptop Insurance	0.00	3,720.00	0.00	0.00	3,720.00
		1106	Laptop Loss/Damage	252.00	186.00	0.00	0.00	438.00
		1110	Extracurr Transportation	-56,371.66	0.00	0.00	56,371.66	0.00
			A Totals:	-250,481.00	5,819.11	3,050.00	-38,278.34	-285,990.23
B	Athletics-Girls							
		2001	Awards - Girls	0.00	0.00	0.00	0.00	0.00
		2002	Camps - Girls	0.00	0.00	0.00	0.00	0.00
		2003	Entry Fees - Girls	4,935.00	0.00	0.00	-4,935.00	0.00
		2004	Equipment - Girls	0.00	0.00	0.00	0.00	0.00
		2005	Lodging - Girls	0.00	0.00	0.00	0.00	0.00
		2006	Meals - Girls	-100.00	0.00	0.00	100.00	0.00
		2007	Officials - Girls	-160.00	0.00	0.00	160.00	0.00
		2008	Prof Devel - Girls	0.00	0.00	0.00	0.00	0.00
		2009	Scouting - Girls	0.00	0.00	0.00	0.00	0.00
		2010	Security - Girls	0.00	0.00	0.00	0.00	0.00
		2011	Transportation - Girls	46.81	0.00	0.00	-46.81	0.00
		2012	Uniforms/Apparel - Girls	0.00	0.00	0.00	0.00	0.00
		2013	Misc. Expenditures - Girls	0.00	0.00	0.00	0.00	0.00
		2051	Awards - Girls Basketball	0.00	0.00	0.00	0.00	0.00
		2052	Camps - Girls Basketball	2,762.80	35.80	1,070.51	-152.10	1,575.99
		2053	Entry Fees - Girls Basketball	0.00	0.00	0.00	0.00	0.00
		2054	Equipment - Girls Basketball	-1,636.63	0.00	0.00	1,636.63	0.00
		2055	Lodging - Girls Basketball	0.00	0.00	0.00	0.00	0.00
		2056	Meals - Girls Basketball	-168.80	0.00	0.00	168.80	0.00
		2057	Officials - Girls Basketball	-4,935.00	0.00	0.00	4,935.00	0.00
		2058	Prof. Development - Girls Basketball	0.00	0.00	0.00	0.00	0.00
		2059	Scouting - Girls Basketball	0.00	0.00	0.00	0.00	0.00
		2060	Security - Girls Basketball	-1,102.50	0.00	0.00	1,102.50	0.00
		2061	Transportation - Girls Basketball	-2,800.32	0.00	0.00	2,800.32	0.00
		2062	Uniforms/Apparel - Girls Basketball	-3,806.55	0.00	0.00	3,806.55	0.00
		2063	Misc. Expenditures - Girls Basketball	0.00	0.00	0.00	0.00	0.00
		2101	Awards - Girls Cross Country	0.00	0.00	0.00	0.00	0.00

Current Cash Balance

Sorted by Site ID, Group ID, Activity ID.
From 07/01/2018 to 07/31/2018.

Site ID Group ID	Site Name Group Name	Activity ID	Activity Name	Beginning Cash	Receipts	Disbursements	Adjustments	Cash Balance
2102	Camps - Girls Cross Country			1,765.67	0.00	99.52	0.00	1,666.15
2103	Entry Fees - Girls Cross Country			-447.00	0.00	0.00	447.00	0.00
2104	Equipment - Girls Cross Country			0.00	0.00	0.00	0.00	0.00
2105	Lodging - Girls Cross Country			0.00	0.00	0.00	0.00	0.00
2106	Meals - Girls Cross Country			-128.00	0.00	0.00	128.00	0.00
2107	Officials - Girls Cross Country			0.00	0.00	0.00	0.00	0.00
2108	Prof. Development - Girls Cross Country			0.00	0.00	0.00	0.00	0.00
2109	Scouting - Girls Cross Country			0.00	0.00	0.00	0.00	0.00
2110	Security - Girls Cross Country			0.00	0.00	0.00	0.00	0.00
2111	Transportation - Girls Cross Country			-1,621.28	0.00	0.00	1,621.28	0.00
2112	Uniforms/Apparel - Girls Cross Country			30.00	0.00	0.00	-30.00	0.00
2113	Misc. Expenditures - Girls Cross Country			0.00	0.00	0.00	0.00	0.00
2151	Awards - Girls Golf			0.00	0.00	0.00	0.00	0.00
2152	Camps - Girls Golf			1,100.44	0.00	99.90	0.00	1,000.54
2153	Entry Fees - Girls Golf			-1,517.00	0.00	0.00	1,517.00	0.00
2154	Equipment - Girls Golf			-481.75	0.00	0.00	481.75	0.00
2155	Lodging - Girls Golf			-558.00	0.00	0.00	558.00	0.00
2156	Meals - Girls Golf			-276.00	0.00	0.00	276.00	0.00
2157	Officials - Girls Golf			0.00	0.00	0.00	0.00	0.00
2158	Prof. Development - Girls Golf			0.00	0.00	0.00	0.00	0.00
2159	Scouting - Girls Golf			0.00	0.00	0.00	0.00	0.00
2160	Security - Girls Golf			0.00	0.00	0.00	0.00	0.00
2161	Transportation - Girls Golf			-20.00	0.00	0.00	20.00	0.00
2162	Uniforms/Apparel - Girls Golf			0.00	0.00	0.00	0.00	0.00
2163	Misc. Expenditures - Girls Golf			-823.00	0.00	0.00	823.00	0.00
2201	Awards - Girls Soccer			-58.00	0.00	0.00	58.00	0.00
2202	Camps - Girls Soccer			7,744.28	0.00	0.00	0.00	7,744.28
2203	Entry Fees - Girls Soccer			-110.00	0.00	0.00	110.00	0.00
2204	Equipment - Girls Soccer			-2,900.95	0.00	0.00	2,900.95	0.00
2205	Lodging - Girls Soccer			0.00	0.00	0.00	0.00	0.00
2206	Meals - Girls Soccer			-867.64	0.00	0.00	867.64	0.00
2207	Officials - Girls Soccer			-2,195.00	0.00	0.00	2,195.00	0.00
2208	Prof. Development - Girls Soccer			-522.36	0.00	0.00	522.36	0.00
2209	Scouting - Girls Soccer			0.00	0.00	0.00	0.00	0.00
2210	Security - Girls Soccer			0.00	0.00	0.00	0.00	0.00
2211	Transportation - Girls Soccer			-3,274.22	0.00	0.00	3,274.22	0.00
2212	Uniforms/Apparel - Girls Soccer			-4,200.24	0.00	0.00	4,200.24	0.00
2213	Misc. Expenditures - Girls Soccer			0.00	0.00	0.00	0.00	0.00
2251	Awards - Girls Swimming			-248.86	0.00	0.00	248.86	0.00
2252	Camps - Girls Swimming			1,010.35	0.00	0.00	0.00	1,010.35
2253	Entry Fees - Girls Swimming			-315.00	0.00	0.00	315.00	0.00
2254	Equipment - Girls Swimming			0.00	0.00	0.00	0.00	0.00
2255	Lodging - Girls Swimming			0.00	0.00	0.00	0.00	0.00
2256	Meals - Girls Swimming			-314.48	0.00	0.00	314.48	0.00
2257	Officials - Girls Swimming			-435.00	0.00	0.00	435.00	0.00

Current Cash Balance

Sorted by Site ID, Group ID, Activity ID.
From 07/01/2018 to 07/31/2018.

Site ID Group ID	Site Name Group Name	Activity Name	Beginning Cash	Receipts	Disbursements	Adjustments	Cash Balance
2258		Prof. Development - Girls Swimming	0.00	0.00	0.00	0.00	0.00
2259		Scouting - Girls Swimming	0.00	0.00	0.00	0.00	0.00
2260		Security - Girls Swimming	0.00	0.00	0.00	0.00	0.00
2261		Transportation - Girls Swimming	-711.85	0.00	0.00	711.85	0.00
2262		Uniforms/Apparel - Girls Swimming	0.00	0.00	0.00	0.00	0.00
2263		Misc. Expenditures - Girls Swimming	-70.00	0.00	0.00	70.00	0.00
2301		Awards - Girls Tennis	-108.83	0.00	0.00	108.83	0.00
2302		Camps - Girls Tennis	1,255.41	0.00	456.00	0.00	799.41
2303		Entry Fees - Girls Tennis	-130.00	0.00	0.00	130.00	0.00
2304		Equipment - Girls Tennis	-420.00	0.00	0.00	420.00	0.00
2305		Lodging - Girls Tennis	0.00	0.00	0.00	0.00	0.00
2306		Meals - Girls Tennis	-194.26	0.00	0.00	194.26	0.00
2307		Officials - Girls Tennis	0.00	0.00	0.00	0.00	0.00
2308		Prof. Development - Girls Tennis	0.00	0.00	0.00	0.00	0.00
2309		Scouting - Girls Tennis	0.00	0.00	0.00	0.00	0.00
2310		Security - Girls Tennis	0.00	0.00	0.00	0.00	0.00
2311		Transportation - Girls Tennis	0.00	0.00	0.00	0.00	0.00
2312		Uniforms/Apparel - Girls Tennis	0.00	0.00	0.00	0.00	0.00
2313		Misc. Expenditures - Girls Tennis	0.00	0.00	0.00	0.00	0.00
2351		Awards - Girls Track	-598.48	0.00	0.00	598.48	0.00
2352		Camps - Girls Track	800.83	0.00	0.00	0.00	800.83
2353		Entry Fees - Girls Track	-685.00	0.00	0.00	685.00	0.00
2354		Equipment - Girls Track	-5,137.73	0.00	0.00	5,137.73	0.00
2355		Lodging - Girls Track	0.00	0.00	0.00	0.00	0.00
2356		Meals - Girls Track	-282.00	0.00	0.00	282.00	0.00
2357		Officials - Girls Track	-202.50	0.00	0.00	202.50	0.00
2358		Prof. Development - Girls Track	-766.81	0.00	0.00	766.81	0.00
2359		Scouting - Girls Track	0.00	0.00	0.00	0.00	0.00
2360		Security - Girls Track	0.00	0.00	0.00	0.00	0.00
2361		Transportation - Girls Track	-3,545.06	0.00	0.00	3,545.06	0.00
2362		Uniforms/Apparel - Girls Track	0.00	0.00	0.00	0.00	0.00
2363		Misc. Expenditures - Girls Track	0.00	0.00	0.00	0.00	0.00
2401		Awards - Girls Volleyball	-224.45	0.00	70.30	294.75	0.00
2402		Camps - Girls Volleyball	3,570.87	1,750.00	3,647.11	202.10	1,875.86
2403		Entry Fees - Girls Volleyball	-985.00	0.00	0.00	985.00	0.00
2404		Equipment - Girls Volleyball	0.00	0.00	0.00	0.00	0.00
2405		Lodging - Girls Volleyball	0.00	0.00	0.00	0.00	0.00
2406		Meals - Girls Volleyball	-1,081.87	0.00	0.00	1,081.87	0.00
2407		Officials - Girls Volleyball	-6,080.00	0.00	0.00	6,080.00	0.00
2408		Prof. Development - Girls Volleyball	-648.90	0.00	0.00	648.90	0.00
2409		Scouting - Girls Volleyball	0.00	0.00	0.00	0.00	0.00
2410		Security - Girls Volleyball	0.00	0.00	0.00	0.00	0.00
2411		Transportation - Girls Volleyball	-2,998.68	0.00	0.00	2,998.68	0.00
2412		Uniforms/Apparel - Girls Volleyball	-2,555.48	0.00	0.00	2,555.48	0.00
2413		Misc. Expenditures - Girls Volleyball	0.00	0.00	0.00	0.00	0.00

Current Cash Balance

Sorted by Site ID, Group ID, Activity ID.
From 07/01/2018 to 07/31/2018.

Site ID Group ID	Site Name Group Name	Activity ID	Activity Name	Beginning Cash	Receipts	Disbursements	Adjustments	Cash Balance
2451	Awards - Girls Softball			-188.17	0.00	0.00	188.17	0.00
2452	Camps - Girls Softball			3,902.06	0.00	1,792.30	0.00	2,109.76
2453	Entry Fees - Girls Softball			-575.00	0.00	0.00	575.00	0.00
2454	Equipment - Girls Softball			-1,339.36	0.00	0.00	1,339.36	0.00
2455	Lodging - Girls Softball			-2,519.10	0.00	0.00	2,519.10	0.00
2456	Meals - Girls Softball			-520.00	0.00	0.00	520.00	0.00
2457	Officials - Girls Softball			-2,717.00	0.00	0.00	2,717.00	0.00
2458	Prof. Development - Girls Softball			0.00	0.00	0.00	0.00	0.00
2459	Scouting - Girls Softball			0.00	0.00	0.00	0.00	0.00
2460	Security - Girls Softball			0.00	0.00	0.00	0.00	0.00
2461	Transportation - Girls Softball			-2,610.69	0.00	0.00	2,610.69	0.00
2462	Uniforms/Apparel - Girls Softball			0.00	0.00	0.00	0.00	0.00
2463	Misc. Expenditures - Girls Softball			0.00	0.00	0.00	0.00	0.00
2601	Awards-Girls Unified Sports			0.00	0.00	0.00	0.00	0.00
2602	Camps-Girls Unified Sports			422.52	0.00	0.00	0.00	422.52
2603	Entry Fees-Girls Unified Sports			0.00	0.00	0.00	0.00	0.00
2604	Equipment-Girls Unified Sports			0.00	0.00	0.00	0.00	0.00
2605	Lodging-Girls Unified Sports			0.00	0.00	0.00	0.00	0.00
2606	Meals-Girls Unified Sports			0.00	0.00	0.00	0.00	0.00
2607	Officials-Girls Unified Sports			0.00	0.00	0.00	0.00	0.00
2608	Prof. Development-Girls Unified Sports			0.00	0.00	0.00	0.00	0.00
2609	Scouting-Girls Unified Sports			0.00	0.00	0.00	0.00	0.00
2610	Security-Girls Unified Sports			0.00	0.00	0.00	0.00	0.00
2611	Transportation-Girls Unified Sports			0.00	0.00	0.00	0.00	0.00
2612	Uniforms/Apparel-Girls Unified Sports			-365.94	0.00	0.00	365.94	0.00
2613	Misc. Expenditures-Girls Unified Sports			-425.00	0.00	0.00	425.00	0.00
B Totals:				-45,363.70	1,785.80	7,235.64	69,819.23	19,005.69

Current Cash Balance

Sorted by Site ID, Group ID, Activity ID.
From 07/01/2018 to 07/31/2018.

Site ID Group ID	Site Name Group Name	Activity ID	Activity Name	Beginning Cash	Receipts	Disbursements	Adjustments	Cash Balance
C	Athletics-Boys							
		3001	Awards - Boys	0.00	0.00	0.00	0.00	0.00
		3002	Camps - Boys	0.00	0.00	0.00	0.00	0.00
		3003	Entry Fees - Boys	5,380.00	0.00	0.00	-5,380.00	0.00
		3004	Equipment - Boys	0.00	0.00	0.00	0.00	0.00
		3005	Lodging - Boys	0.00	0.00	0.00	0.00	0.00
		3006	Meals - Boys	0.00	0.00	0.00	0.00	0.00
		3007	Officials - Boys	-75.00	0.00	0.00	75.00	0.00
		3008	Prof. Development - Boys	0.00	0.00	0.00	0.00	0.00
		3009	Scouting - Boys	0.00	0.00	0.00	0.00	0.00
		3010	Security - Boys	0.00	0.00	0.00	0.00	0.00
		3012	Uniforms/Apparel - Boys	0.00	0.00	0.00	0.00	0.00
		3013	Misc. Expenditures - Boys	0.00	0.00	0.00	0.00	0.00
		3051	Awards - Boys Basketball	0.00	0.00	0.00	0.00	0.00
		3052	Camps - Boys Basketball	8,381.97	530.00	2,875.41	0.00	6,036.56
		3053	Entry Fees - Boys Basketball	-275.00	0.00	0.00	275.00	0.00
		3054	Equipment - Boys Basketball	-2,554.70	0.00	0.00	2,554.70	0.00
		3055	Lodging - Boys Basketball	0.00	0.00	0.00	0.00	0.00
		3056	Meals - Boys Basketball	-161.50	0.00	0.00	161.50	0.00
		3057	Officials - Boys Basketball	-5,730.46	0.00	0.00	5,730.46	0.00
		3058	Prof. Development - Boys Basketball	-800.00	0.00	0.00	800.00	0.00
		3059	Scouting - Boys Basketball	0.00	0.00	0.00	0.00	0.00
		3060	Security - Boys Basketball	-1,042.50	0.00	0.00	1,042.50	0.00
		3061	Transportation - Boys Basketball	-5,680.21	0.00	0.00	5,680.21	0.00
		3062	Uniforms/Apparel - Boys Basketball	-5,145.95	0.00	0.00	5,145.95	0.00
		3063	Misc. Expenditures - Boys Basketball	0.00	0.00	0.00	0.00	0.00
		3101	Awards - Boys Cross Country	0.00	0.00	0.00	0.00	0.00
		3102	Camps - Boys Cross Country	3,506.98	0.00	99.52	0.00	3,407.46
		3103	Entry Fees - Boys Cross Country	-445.00	0.00	0.00	445.00	0.00
		3104	Equipment - Boys Cross Country	0.00	0.00	0.00	0.00	0.00
		3105	Lodging - Boys Cross Country	0.00	0.00	0.00	0.00	0.00
		3106	Meals - Boys Cross Country	0.00	0.00	0.00	0.00	0.00
		3107	Officials - Boys Cross Country	0.00	0.00	0.00	0.00	0.00
		3108	Prof. Development - Boys Cross Country	0.00	0.00	0.00	0.00	0.00
		3109	Scouting - Boys Cross Country	0.00	0.00	0.00	0.00	0.00
		3110	Security - Boys Cross Country	0.00	0.00	0.00	0.00	0.00
		3111	Transportation - Boys Cross Country	-1,541.87	0.00	0.00	1,541.87	0.00
		3112	Uniforms/Apparel - Boys Cross Country	30.00	0.00	0.00	-30.00	0.00
		3113	Misc. Expenditures - Boys Cross Country	-7.48	0.00	0.00	7.48	0.00
		3151	Awards - Boys Golf	-23.52	0.00	0.00	23.52	0.00
		3152	Camps - Boys Golf	1,181.94	0.00	99.90	0.00	1,082.04
		3153	Entry Fees - Boys Golf	-1,650.00	125.00	0.00	1,525.00	0.00
		3154	Equipment - Boys Golf	-2,025.30	0.00	0.00	2,025.30	0.00
		3155	Lodging - Boys Golf	-744.00	0.00	0.00	744.00	0.00
		3156	Meals - Boys Golf	-214.38	0.00	0.00	214.38	0.00

Current Cash Balance

Sorted by Site ID, Group ID, Activity ID.
From 07/01/2018 to 07/31/2018.

Site ID Group ID	Site Name Group Name	Activity ID	Activity Name	Beginning Cash	Receipts	Disbursements	Adjustments	Cash Balance
3157			Officials - Boys Golf	0.00	0.00	0.00	0.00	0.00
3158			Prof. Development - Boys Golf	0.00	0.00	0.00	0.00	0.00
3159			Scouting - Boys Golf	0.00	0.00	0.00	0.00	0.00
3160			Security - Boys Golf	0.00	0.00	0.00	0.00	0.00
3161			Transportation - Boys Golf	-40.00	0.00	0.00	40.00	0.00
3162			Uniforms/Apparel - Boys Golf	0.00	0.00	0.00	0.00	0.00
3163			Misc. Expenditures - Boys Golf	-813.48	0.00	0.00	813.48	0.00
3201			Awards - Boys Soccer	0.00	0.00	0.00	0.00	0.00
3202			Camps - Boys Soccer	1,634.42	0.00	352.58	0.00	1,281.84
3203			Entry Fees - Boys Soccer	-110.00	0.00	0.00	110.00	0.00
3204			Equipment - Boys Soccer	-1,633.84	0.00	0.00	1,633.84	0.00
3205			Lodging - Boys Soccer	0.00	0.00	0.00	0.00	0.00
3206			Meals - Boys Soccer	0.00	0.00	0.00	0.00	0.00
3207			Officials - Boys Soccer	-2,030.00	0.00	0.00	2,030.00	0.00
3208			Prof. Development - Boys Soccer	0.00	0.00	0.00	0.00	0.00
3209			Scouting - Boys Soccer	0.00	0.00	0.00	0.00	0.00
3210			Security - Boys Soccer	0.00	0.00	0.00	0.00	0.00
3211			Transportation - Boys Soccer	-1,776.11	0.00	0.00	1,776.11	0.00
3212			Uniforms/Apparel - Boys Soccer	60.00	0.00	0.00	-60.00	0.00
3213			Misc. Expenditures - Boys Soccer	0.00	0.00	0.00	0.00	0.00
3251			Awards - Boys Swimming	-248.86	0.00	0.00	248.86	0.00
3252			Camps - Boys Swimming	115.40	0.00	0.00	0.00	115.40
3253			Entry Fees - Boys Swimming	-315.00	0.00	0.00	315.00	0.00
3254			Equipment - Boys Swimming	0.00	0.00	0.00	0.00	0.00
3255			Lodging - Boys Swimming	0.00	0.00	0.00	0.00	0.00
3256			Meals - Boys Swimming	-314.48	0.00	0.00	314.48	0.00
3257			Officials - Boys Swimming	-435.00	0.00	0.00	435.00	0.00
3258			Prof. Development - Boys Swimming	0.00	0.00	0.00	0.00	0.00
3259			Scouting - Boys Swimming	0.00	0.00	0.00	0.00	0.00
3260			Security - Boys Swimming	0.00	0.00	0.00	0.00	0.00
3261			Transportation - Boys Swimming	-711.86	0.00	0.00	711.86	0.00
3262			Uniforms/Apparels - Boys Swimming	0.00	0.00	0.00	0.00	0.00
3263			Misc. Expenditures - Boys Swimming	-70.00	0.00	0.00	70.00	0.00
3301			Awards - Boys Tennis	-108.83	0.00	111.71	108.83	-111.71
3302			Camps - Boys Tennis	1,036.25	0.00	0.00	0.00	1,036.25
3303			Entry Fees - Boys Tennis	-265.00	0.00	0.00	265.00	0.00
3304			Equipment - Boys Tennis	-444.05	0.00	0.00	444.05	0.00
3305			Lodging - Boys Tennis	0.00	0.00	0.00	0.00	0.00
3306			Meals - Boys Tennis	-162.13	0.00	0.00	162.13	0.00
3307			Officials - Boys Tennis	0.00	0.00	0.00	0.00	0.00
3308			Prof. Development - Boys Tennis	0.00	0.00	0.00	0.00	0.00
3309			Scouting - Boys Tennis	0.00	0.00	0.00	0.00	0.00
3310			Security - Boys Tennis	0.00	0.00	0.00	0.00	0.00
3311			Transportation - Boys Tennis	0.00	0.00	0.00	0.00	0.00
3312			Uniforms/Apparel - Boys Tennis	0.00	0.00	0.00	0.00	0.00

Current Cash Balance

Sorted by Site ID, Group ID, Activity ID.
From 07/01/2018 to 07/31/2018.

Site ID Group ID	Site Name Group Name	Activity ID	Activity Name	Beginning Cash	Receipts	Disbursements	Adjustments	Cash Balance
3313	Misc. Expenditures - Boys Tennis			-922.00	0.00	0.00	922.00	0.00
3351	Awards - Boys Track			-598.49	0.00	0.00	598.49	0.00
3352	Camps - Boys Track			376.01	0.00	0.00	0.00	376.01
3353	Entry Fees - Boys Track			-765.00	0.00	0.00	765.00	0.00
3354	Equipment - Boys Track			-5,358.85	0.00	0.00	5,358.85	0.00
3355	Lodging - Boys Track			0.00	0.00	0.00	0.00	0.00
3356	Meals - Boys Track			-504.00	0.00	0.00	504.00	0.00
3357	Officials - Boys Track			-202.50	0.00	0.00	202.50	0.00
3358	Prof. Development - Boys Track			-677.22	0.00	0.00	677.22	0.00
3359	Scouting - Boys Track			0.00	0.00	0.00	0.00	0.00
3360	Security - Boys Track			0.00	0.00	0.00	0.00	0.00
3361	Transportation - Boys Track			-3,616.34	0.00	0.00	3,616.34	0.00
3362	Uniforms/Apparel - Boys Track			0.00	0.00	0.00	0.00	0.00
3363	Misc. Expenditures - Boys Track			0.00	0.00	0.00	0.00	0.00
3451	Awards - Boys Baseball			-17.61	0.00	0.00	17.61	0.00
3452	Camps - Boys Baseball			1,681.03	200.00	0.00	-50.00	1,831.03
3453	Entry Fees - Boys Baseball			-150.00	0.00	0.00	150.00	0.00
3454	Equipment - Boys Baseball			-5,042.80	0.00	0.00	5,042.80	0.00
3455	Lodging - Boys Baseball			0.00	0.00	0.00	0.00	0.00
3456	Meals - Boys Baseball			0.00	0.00	0.00	0.00	0.00
3457	Officials - Boys Baseball			-3,080.00	0.00	0.00	3,080.00	0.00
3458	Prof. Development - Boys Baseball			0.00	0.00	0.00	0.00	0.00
3459	Scouting - Boys Baseball			0.00	0.00	0.00	0.00	0.00
3460	Security - Boys Baseball			0.00	0.00	0.00	0.00	0.00
3461	Transportation - Boys Baseball			-3,000.19	0.00	0.00	3,000.19	0.00
3462	Uniforms/Apparel - Boys Baseball			-3,992.16	0.00	0.00	3,992.16	0.00
3463	Misc. Expenditures - Boys Baseball			0.00	0.00	0.00	0.00	0.00
3501	Awards - Boys Football			0.00	0.00	0.00	0.00	0.00
3502	Camps - Boys Football			3,359.09	0.00	136.39	0.00	3,222.70
3503	Entry Fees - Boys Football			0.00	0.00	0.00	0.00	0.00
3504	Equipment - Boys Football			-5,429.05	0.00	0.00	5,429.05	0.00
3505	Lodging - Boys Football			0.00	0.00	0.00	0.00	0.00
3506	Meals - Boys Football			0.00	0.00	0.00	0.00	0.00
3507	Officials - Boys Football			-5,885.00	0.00	0.00	5,885.00	0.00
3508	Prof. Development - Boys Football			0.00	0.00	0.00	0.00	0.00
3509	Scouting - Boys Football			-8.00	0.00	0.00	8.00	0.00
3510	Security - Boys Football			-2,130.00	0.00	0.00	2,130.00	0.00
3511	Transportation - Boys Football			-6,106.73	0.00	0.00	6,106.73	0.00
3512	Uniforms/Apparel - Boys Football			-648.00	0.00	748.94	648.00	-748.94
3513	Misc Expenditures-Boys Football			0.00	0.00	0.00	0.00	0.00
3515	Misc. Expenditures - Boys Football			0.00	0.00	0.00	0.00	0.00
3551	Awards - Boys Wrestling			-102.00	0.00	0.00	102.00	0.00
3552	Camps - Boys Wrestling			2,419.31	3.88	0.00	0.00	2,423.19
3553	Entry Fees - Boys Wrestling			-2,105.00	0.00	0.00	2,105.00	0.00
3554	Equipment - Boys Wrestling			-2,137.27	0.00	0.00	2,137.27	0.00

Current Cash Balance

Sorted by Site ID, Group ID, Activity ID.
From 07/01/2018 to 07/31/2018.

Site ID Group ID	Site Name Group Name	Activity ID	Activity Name	Beginning Cash	Receipts	Disbursements	Adjustments	Cash Balance
3555	Lodging - Boys Wrestling			-848.00	0.00	0.00	848.00	0.00
3556	Meals - Boys Wrestling			-352.00	0.00	0.00	352.00	0.00
3557	Officials - Boys Wrestling			-570.00	0.00	0.00	570.00	0.00
3558	Prof. Development - Boys Wrestling			-200.00	0.00	0.00	200.00	0.00
3559	Scouting - Boys Wrestling			0.00	0.00	0.00	0.00	0.00
3560	Security - Boys Wrestling			0.00	0.00	0.00	0.00	0.00
3561	Transportation - Boys Wrestling			-8,282.40	0.00	0.00	8,282.40	0.00
3562	Uniforms/Apparel - Boys Wrestling			0.00	0.00	0.00	0.00	0.00
3563	Misc. Expenditures - Boys Wrestling			-215.67	0.00	0.00	215.67	0.00
3601	Awards-Boys Unified Sports			0.00	0.00	0.00	0.00	0.00
3602	Camps-Boys Unified Sports			537.76	0.00	0.00	0.00	537.76
3603	Entry Fees-Boys Unified Sports			0.00	0.00	0.00	0.00	0.00
3604	Equipment-Boys Unified Sports			0.00	0.00	0.00	0.00	0.00
3605	Lodging-Boys Unified Sports			0.00	0.00	0.00	0.00	0.00
3606	Meals-Boys Unified Sports			0.00	0.00	0.00	0.00	0.00
3607	Officials-Boys Unified Sports			0.00	0.00	0.00	0.00	0.00
3608	Prof. Development-Boys Unified Sports			0.00	0.00	0.00	0.00	0.00
3609	Scouting-Boys Unified Sports			0.00	0.00	0.00	0.00	0.00
3610	Security-Boys Unified Sports			0.00	0.00	0.00	0.00	0.00
3611	Transportation-Boys Unified Sports			0.00	0.00	0.00	0.00	0.00
3612	Uniforms/Apparel-Boys Unified Sports			-365.95	0.00	0.00	365.95	0.00
3613	Misc. Expenditures-Boys Unified Sports			-425.00	0.00	0.00	425.00	0.00
	C		Totals:	-71,632.58	858.88	4,424.45	95,687.74	20,489.59

Current Cash Balance

Sorted by Site ID, Group ID, Activity ID.
From 07/01/2018 to 07/31/2018.

Site ID Group ID	Site Name Group Name	Activity ID	Activity Name	Beginning Cash	Receipts	Disbursements	Adjustments	Cash Balance
D	CLUBS AND ORGANIZATIONS							
4010	40 Assets			0.00	0.00	0.00	0.00	0.00
4030	Amnesty International			165.92	0.00	0.00	0.00	165.92
4040	Art			92.56	0.00	0.00	0.00	92.56
4050	Astronomy Club			0.00	0.00	0.00	0.00	0.00
4059	Band Camp			926.78	0.00	0.00	0.00	926.78
4060	Band			-88.70	794.39	0.00	0.00	705.69
4062	Band Trip			0.00	0.00	0.00	0.00	0.00
4063	Drums			538.57	0.00	0.00	0.00	538.57
4109	Cheer Uniforms			1,280.71	0.00	0.00	0.00	1,280.71
4110	Cheerleading			5,779.45	13.97	0.00	0.00	5,793.42
4115	Uniforms-Cheer/Dance			23,407.93	11,187.10	12,879.28	0.00	21,715.75
4120	Chemistry Club			0.00	0.00	0.00	0.00	0.00
4130	Chess Club			156.08	0.00	0.00	0.00	156.08
4140	Choir			0.00	0.00	0.00	0.00	0.00
4141	Choir Trip			0.00	0.00	0.00	0.00	0.00
4181	Coffee Cart			232.87	0.00	0.00	0.00	232.87
4190	Dance			1,456.60	2.54	175.00	0.00	1,284.14
4200	Debate Team			229.52	1,008.94	1,000.00	440.00	678.46
4210	DECA			-9,633.87	246.00	297.67	9,387.87	-297.67
4220	Drama Club			8,066.95	0.00	173.16	0.00	7,893.79
4224	Computer Club			0.00	0.00	0.00	0.00	0.00
4230	Environmental Club			1,017.30	0.00	0.00	0.00	1,017.30
4250	FCCLA			2,745.68	0.00	0.00	0.00	2,745.68
4260	FCS Club			2,931.09	0.00	0.00	0.00	2,931.09
4271	Film Club			29.90	0.00	0.00	0.00	29.90
4280	Flag Group			12,675.79	3,825.00	0.00	0.00	16,500.79
4290	Forensics			9,206.74	0.00	6,552.03	1,120.00	3,774.71
4310	French Club			228.46	0.00	0.00	0.00	228.46
4330	Garden Club			0.00	0.00	0.00	0.00	0.00
4340	German Club			377.06	0.00	0.00	0.00	377.06
4355	Habitat for Humanity			0.00	0.00	0.00	0.00	0.00
4360	History Club			5,186.00	0.00	0.00	0.00	5,186.00
4365	HOSA			3,413.42	0.00	0.00	0.00	3,413.42
4370	Industrial Arts			8,152.73	0.00	0.00	0.00	8,152.73
4390	Intramurals			0.00	0.00	0.00	0.00	0.00
4400	Japanese Club			0.00	0.00	0.00	0.00	0.00
4410	Junior Class			22,293.12	0.00	0.00	0.00	22,293.12
4420	Key Club			0.00	0.00	0.00	0.00	0.00
4430	Latin Club			251.72	0.00	0.00	0.00	251.72
4460	Literary Magazine			349.10	0.00	0.00	0.00	349.10
4480	Mascot Team			163.00	0.00	0.00	0.00	163.00
4490	M-Club			1,617.59	0.00	0.00	0.00	1,617.59
4500	Music			0.00	0.00	0.00	0.00	0.00
4503	Music-Musicals			1,840.29	0.00	0.00	0.00	1,840.29

Current Cash Balance

Sorted by Site ID, Group ID, Activity ID.
From 07/01/2018 to 07/31/2018.

Site ID Group ID	Site Name Group Name	Activity ID	Activity Name	Beginning Cash	Receipts	Disbursements	Adjustments	Cash Balance
4510	National Honor Society			3,012.77	0.00	0.00	0.00	3,012.77
4520	Newspaper			729.75	0.00	0.00	0.00	729.75
4530	Orchestra			2,363.65	1.09	706.45	0.00	1,658.29
4531	Orchestra Trip			0.00	0.00	0.00	0.00	0.00
4540	Other Clubs			999.81	0.00	0.00	0.00	999.81
4560	Photography Club			0.00	0.00	0.00	0.00	0.00
4570	Play Production			4,011.23	0.00	0.00	0.00	4,011.23
4600	Robotics & Engineering Club			0.00	0.00	0.00	0.00	0.00
4630	Science Club			0.00	0.00	0.00	0.00	0.00
4631	Science Olympiad			69.85	0.00	0.00	0.00	69.85
4640	Senior Class			2,203.00	0.00	0.00	0.00	2,203.00
4645	Show Choir			-6,472.37	2,400.00	0.00	0.00	-4,072.37
4646	Show Choir Competition			26,418.68	0.00	12,700.00	0.00	13,718.68
4647	Show Choir Camp			2,905.08	0.00	0.00	0.00	2,905.08
4650	Skills USA			5,522.07	0.00	384.82	0.00	5,137.25
4660	Spanish Club			500.00	0.00	0.00	0.00	500.00
4661	Spanish Honor Society			3,417.72	0.00	0.00	0.00	3,417.72
4680	Speech Club			0.00	0.00	0.00	0.00	0.00
4690	Spirit Shop			10,148.21	0.00	1,610.00	-9,737.87	-1,199.66
4710	Student Council			26,327.56	0.00	0.00	0.00	26,327.56
4725	Theater Workshop			137.00	0.00	0.00	0.00	137.00
4730	VIA			532.52	0.00	0.00	0.00	532.52
4770	Yearbook			7,656.79	12,545.00	0.00	0.00	20,201.79
D Totals:				195,573.68	32,024.03	36,478.41	1,210.00	192,329.30
E	ADMINISTRATIVE CUSTODIAL							
5010	After Prom			1,241.82	0.00	0.00	0.00	1,241.82
5020	Fines			1,676.03	0.00	0.00	0.00	1,676.03
5025	Fines - Library Book			51.42	57.29	0.00	0.00	108.71
5027	Fines-Textbooks			229.09	58.42	247.50	0.00	40.01
5055	Hall of Fame			0.00	0.00	0.00	0.00	0.00
5060	Hospitality			218.56	0.00	35.00	0.00	183.56
5070	Library			327.48	0.00	0.00	0.00	327.48
5100	Other Adm Custodial			-7,220.85	0.00	0.00	7,220.85	0.00
5115	Field Trips-Curriculum Related			-323.39	0.00	0.00	323.39	0.00
5120	P.E.			3,747.73	7.00	0.00	0.00	3,754.73
5130	Parking			17,028.64	3,420.00	83.00	0.00	20,365.64
5140	PayBac			286.35	0.00	0.00	0.00	286.35
5150	Pool Maintenance			5,700.92	0.00	849.55	0.00	4,851.37
5160	PSAT Exam			226.87	0.00	0.00	0.00	226.87
5175	Student Scholarships			176.31	0.00	0.00	0.00	176.31
5180	Teacher Fund/Grants			985.17	0.00	0.00	0.00	985.17
5190	Transcripts			1,354.53	410.00	0.00	0.00	1,764.53
5220	Site Improvements			0.00	0.00	0.00	0.00	0.00
E Totals:				25,706.68	3,952.71	1,215.05	7,544.24	35,988.58

Current Cash Balance

Sorted by Site ID, Group ID, Activity ID.
From 07/01/2018 to 07/31/2018.

Site ID Group ID	Site Name Group Name	Activity ID	Activity Name	Beginning Cash	Receipts	Disbursements	Adjustments	Cash Balance
Q	STUDENT FEE FUND							
	7160		Participation Fees - Athletics	63,855.00	3,395.00	0.00	-64,625.00	2,625.00
	7170		Participation Fees - Clubs & Orgs	0.00	0.00	0.00	0.00	0.00
	7190		Field Trips	0.00	0.00	0.00	0.00	0.00
		Q	Totals:	63,855.00	3,395.00	0.00	-64,625.00	2,625.00
R	AP/IB EXAMS							
	8010		AP Exams	18,695.11	0.00	0.00	0.00	18,695.11
	8020		IB Exams	2,007.54	0.00	0.00	0.00	2,007.54
		R	Totals:	20,702.65	0.00	0.00	0.00	20,702.65
S	ATHLETIC							
	9010		Gate Receipts	101,825.31	0.00	0.00	-101,825.31	0.00
	9020		Cash Reserve	133,596.75	0.00	0.00	34,889.14	168,485.89
	9030		Concessions	15,000.00	0.00	0.00	0.00	15,000.00
	9040		Tickets	28,290.00	5,760.00	0.00	-28,850.00	5,200.00
	9050		Athletic-General	-11,178.27	125.00	627.87	13,718.25	2,037.11
	9055		Athletics - Projects	6,673.77	0.00	0.00	0.00	6,673.77
	9060		Athletic Director	-543.00	0.00	0.00	543.00	0.00
	9070		Miscellaneous Receipts	60,564.20	7,708.50	0.00	0.00	68,272.70
	9080		Fundraising-Athletic	0.00	0.00	0.00	0.00	0.00
	9090		Strength & Conditioning	2,535.70	0.00	0.00	0.00	2,535.70
	9100		Athletic Training	-173.95	0.00	0.00	173.95	0.00
	9110		Activities	-10,067.24	80.00	5.86	9,993.10	0.00
	9120		Booster Contributions-Girls	0.00	8.21	0.00	0.00	8.21
	9130		Booster Contributions-Boys	0.00	8.21	0.00	0.00	8.21
		S	Totals:	326,523.27	13,689.92	633.73	-71,357.87	268,221.59
		NHS	Totals:	264,884.00	61,525.45	53,037.28	0.00	273,372.17

Current Cash Balance

Sorted by Site ID, Group ID, Activity ID.
From 07/01/2018 to 07/31/2018.

Site ID Group ID	Site Name Group Name	Activity ID	Activity Name	Beginning Cash	Receipts	Disbursements	Adjustments	Cash Balance
SHS	Millard South High School							
A	ACTIVITY GENERAL							
		1010	General Admin	-16,456.19	0.00	0.00	0.00	-16,456.19
		1016	Rev Trak Fees	-263.04	0.00	0.00	0.00	-263.04
		1017	Returned Checks	0.00	0.00	0.00	0.00	0.00
		1025	Savings	0.00	0.00	0.00	0.00	0.00
		1030	Staff Vending	6,805.08	0.00	0.00	0.00	6,805.08
		1035	Student Vending	95,000.00	0.00	0.00	0.00	95,000.00
		1040	Donations	668.27	0.00	0.00	0.00	668.27
		1041	Donations Students	857.91	0.00	0.00	0.00	857.91
		1042	Patriots Care Pantry	4,165.41	966.35	68.12	0.00	5,063.64
		1050	Projects/Support	-4,754.98	0.00	1,515.80	0.00	-6,270.78
		1060	Public Relations	-2,258.32	0.00	0.00	0.00	-2,258.32
		1070	Start Up Cash	-500.00	0.00	0.00	0.00	-500.00
		1090	Other Revenue	3,981.21	0.00	0.00	0.00	3,981.21
		1100	Damage & Loss Property	95.01	0.00	0.00	0.00	95.01
		1105	Laptop Insurance	0.00	0.00	300.00	0.00	-300.00
		1106	Laptop Loss/Damage	545.00	5.00	0.00	0.00	550.00
		1110	Extracurr Transportation	-28,465.11	0.00	41.38	0.00	-28,506.49
		1120	Equipment Replacement/Repair	0.00	0.00	0.00	0.00	0.00
		1130	Building Maintenance	-808.50	0.00	55.00	0.00	-863.50
		1140	Student Recognition Incentive	108.00	0.00	0.00	0.00	108.00
		1150	Capital Outlay	0.00	0.00	0.00	0.00	0.00
		1160	Personnel Support	-13,462.94	0.00	266.71	0.00	-13,729.65
		1170	Wellness	1,167.66	0.00	0.00	0.00	1,167.66
		A Totals:		46,424.47	971.35	2,247.01	0.00	45,148.81
B	Athletics-Girls							
		2051	Awards - Girls Basketball	-36.76	0.00	0.00	0.00	-36.76
		2052	Camps - Girls Basketball	764.23	0.00	0.00	0.00	764.23
		2053	Entry Fees - Girls Basketball	200.00	0.00	0.00	0.00	200.00
		2054	Equipment - Girls Basketball	-933.46	0.00	0.00	0.00	-933.46
		2055	Lodging - Girls Basketball	0.00	0.00	0.00	0.00	0.00
		2056	Meals - Girls Basketball	-26.00	0.00	0.00	0.00	-26.00
		2057	Officials - Girls Basketball	-4,600.00	0.00	0.00	0.00	-4,600.00
		2058	Prof. Development - Girls Basketball	0.00	0.00	0.00	0.00	0.00
		2059	Scouting - Girls Basketball	0.00	0.00	0.00	0.00	0.00
		2060	Security - Girls Basketball	-890.00	0.00	0.00	0.00	-890.00
		2061	Transportation - Girls Basketball	-3,929.58	0.00	0.00	0.00	-3,929.58
		2062	Uniforms/Apparel - Girls Basketball	0.00	0.00	0.00	0.00	0.00
		2063	Misc. Expenditures - Girls Basketball	-479.70	0.00	0.00	0.00	-479.70
		2101	Awards - Girls Cross Country	-132.60	0.00	0.00	0.00	-132.60
		2102	Camps - Girls Cross Country	220.00	0.00	0.00	0.00	220.00
		2103	Entry Fees - Girls Cross Country	492.50	0.00	0.00	0.00	492.50
		2104	Equipment - Girls Cross Country	0.00	0.00	0.00	0.00	0.00

Current Cash Balance

Sorted by Site ID, Group ID, Activity ID.
From 07/01/2018 to 07/31/2018.

Site ID Group ID	Site Name Group Name	Activity Name	Beginning Cash	Receipts	Disbursements	Adjustments	Cash Balance
2105		Lodging - Girls Cross Country	0.00	0.00	0.00	0.00	0.00
2106		Meals - Girls Cross Country	-81.73	0.00	0.00	0.00	-81.73
2107		Officials - Girls Cross Country	-58.77	0.00	0.00	0.00	-58.77
2108		Prof. Development - Girls Cross Country	0.00	0.00	0.00	0.00	0.00
2109		Scouting - Girls Cross Country	0.00	0.00	0.00	0.00	0.00
2110		Security - Girls Cross Country	0.00	0.00	0.00	0.00	0.00
2111		Transportation - Girls Cross Country	-1,050.83	0.00	0.00	0.00	-1,050.83
2112		Uniforms/Apparel - Girls Cross Country	0.00	0.00	0.00	0.00	0.00
2113		Misc. Expenditures - Girls Cross Country	-896.75	0.00	0.00	0.00	-896.75
2151		Awards - Girls Golf	-83.11	0.00	0.00	0.00	-83.11
2152		Camps - Girls Golf	-484.50	0.00	0.00	500.00	15.50
2153		Entry Fees - Girls Golf	-483.00	0.00	389.75	0.00	-872.75
2154		Equipment - Girls Golf	0.00	0.00	0.00	0.00	0.00
2155		Lodging - Girls Golf	-329.85	0.00	0.00	0.00	-329.85
2156		Meals - Girls Golf	-81.08	0.00	0.00	0.00	-81.08
2157		Officials - Girls Golf	0.00	0.00	0.00	0.00	0.00
2158		Prof. Development - Girls Golf	0.00	0.00	0.00	0.00	0.00
2159		Scouting - Girls Golf	0.00	0.00	0.00	0.00	0.00
2160		Security - Girls Golf	0.00	0.00	0.00	0.00	0.00
2161		Transportation - Girls Golf	-116.99	0.00	0.00	0.00	-116.99
2162		Uniforms/Apparel - Girls Golf	0.00	0.00	0.00	0.00	0.00
2163		Misc. Expenditures - Girls Golf	-731.60	0.00	0.00	0.00	-731.60
2201		Awards - Girls Soccer	-100.27	0.00	0.00	0.00	-100.27
2202		Camps - Girls Soccer	163.76	804.53	212.49	0.00	755.80
2203		Entry Fees - Girls Soccer	20.00	0.00	0.00	0.00	20.00
2204		Equipment - Girls Soccer	-2,362.81	0.00	0.00	0.00	-2,362.81
2205		Lodging - Girls Soccer	0.00	0.00	0.00	0.00	0.00
2206		Meals - Girls Soccer	-290.26	0.00	0.00	0.00	-290.26
2207		Officials - Girls Soccer	-3,020.00	0.00	0.00	0.00	-3,020.00
2208		Prof. Development - Girls Soccer	0.00	0.00	0.00	0.00	0.00
2209		Scouting - Girls Soccer	0.00	0.00	0.00	0.00	0.00
2210		Security - Girls Soccer	0.00	0.00	0.00	0.00	0.00
2211		Transportation - Girls Soccer	-2,008.50	0.00	0.00	0.00	-2,008.50
2212		Uniforms/Apparel - Girls Soccer	-720.12	0.00	0.00	0.00	-720.12
2213		Misc. Expenditures - Girls Soccer	-834.48	0.00	0.00	0.00	-834.48
2251		Awards - Girls Swimming	-261.57	0.00	0.00	0.00	-261.57
2252		Camps - Girls Swimming	0.00	0.00	0.00	0.00	0.00
2253		Entry Fees - Girls Swimming	285.00	0.00	0.00	0.00	285.00
2254		Equipment - Girls Swimming	0.00	0.00	0.00	0.00	0.00
2255		Lodging - Girls Swimming	0.00	0.00	0.00	0.00	0.00
2256		Meals - Girls Swimming	0.00	0.00	0.00	0.00	0.00
2257		Officials - Girls Swimming	-412.50	0.00	0.00	0.00	-412.50
2258		Prof. Development - Girls Swimming	0.00	0.00	0.00	0.00	0.00
2259		Scouting - Girls Swimming	0.00	0.00	0.00	0.00	0.00
2260		Security - Girls Swimming	0.00	0.00	0.00	0.00	0.00

Current Cash Balance

Sorted by Site ID, Group ID, Activity ID.
From 07/01/2018 to 07/31/2018.

Site ID Group ID	Site Name Group Name	Activity ID	Activity Name	Beginning Cash	Receipts	Disbursements	Adjustments	Cash Balance
2261			Transportation - Girls Swimming	-755.59	0.00	0.00	0.00	-755.59
2262			Uniforms/Apparel - Girls Swimming	-310.88	0.00	0.00	0.00	-310.88
2263			Misc. Expenditures - Girls Swimming	-621.85	0.00	0.00	0.00	-621.85
2301			Awards - Girls Tennis	0.00	0.00	0.00	0.00	0.00
2302			Camps - Girls Tennis	2,105.00	90.00	2,284.67	-500.00	-589.67
2303			Entry Fees - Girls Tennis	-410.00	0.00	0.00	0.00	-410.00
2304			Equipment - Girls Tennis	-1,087.30	0.00	0.00	0.00	-1,087.30
2305			Lodging - Girls Tennis	0.00	0.00	0.00	0.00	0.00
2306			Meals - Girls Tennis	0.00	0.00	0.00	0.00	0.00
2307			Officials - Girls Tennis	0.00	0.00	0.00	0.00	0.00
2308			Prof. Development - Girls Tennis	0.00	0.00	0.00	0.00	0.00
2309			Scouting - Girls Tennis	0.00	0.00	0.00	0.00	0.00
2310			Security - Girls Tennis	0.00	0.00	0.00	0.00	0.00
2311			Transportation - Girls Tennis	-2,562.93	0.00	0.00	0.00	-2,562.93
2312			Uniforms/Apparel - Girls Tennis	-1,037.25	0.00	0.00	0.00	-1,037.25
2313			Misc. Expenditures - Girls Tennis	-464.54	0.00	0.00	0.00	-464.54
2351			Awards - Girls Track	-459.42	0.00	0.00	0.00	-459.42
2352			Camps - Girls Track	0.00	0.00	0.00	0.00	0.00
2353			Entry Fees - Girls Track	522.50	0.00	0.00	0.00	522.50
2354			Equipment - Girls Track	-2,148.04	0.00	0.00	0.00	-2,148.04
2355			Lodging - Girls Track	0.00	0.00	0.00	0.00	0.00
2356			Meals - Girls Track	0.00	0.00	0.00	0.00	0.00
2357			Officials - Girls Track	-40.37	0.00	0.00	0.00	-40.37
2358			Prof. Development - Girls Track	0.00	0.00	0.00	0.00	0.00
2359			Scouting - Girls Track	0.00	0.00	0.00	0.00	0.00
2360			Security - Girls Track	0.00	0.00	0.00	0.00	0.00
2361			Transportation - Girls Track	-3,296.91	0.00	0.00	0.00	-3,296.91
2362			Uniforms/Apparel - Girls Track	50.00	0.00	0.00	0.00	50.00
2363			Misc. Expenditures - Girls Track	-727.06	0.00	0.00	0.00	-727.06
2401			Awards - Girls Volleyball	-311.30	0.00	0.00	0.00	-311.30
2402			Camps - Girls Volleyball	1,560.73	1,120.00	700.00	0.00	1,980.73
2403			Entry Fees - Girls Volleyball	395.00	0.00	0.00	0.00	395.00
2404			Equipment - Girls Volleyball	-3,588.42	0.00	0.00	0.00	-3,588.42
2405			Lodging - Girls Volleyball	0.00	0.00	0.00	0.00	0.00
2406			Meals - Girls Volleyball	0.00	0.00	0.00	0.00	0.00
2407			Officials - Girls Volleyball	-4,850.00	0.00	0.00	0.00	-4,850.00
2408			Prof. Development - Girls Volleyball	0.00	0.00	0.00	0.00	0.00
2409			Scouting - Girls Volleyball	0.00	0.00	0.00	0.00	0.00
2410			Security - Girls Volleyball	0.00	0.00	0.00	0.00	0.00
2411			Transportation - Girls Volleyball	-2,394.71	0.00	0.00	0.00	-2,394.71
2412			Uniforms/Apparel - Girls Volleyball	-1,786.06	0.00	0.00	0.00	-1,786.06
2413			Misc. Expenditures - Girls Volleyball	-8,077.44	0.00	0.00	0.00	-8,077.44
2451			Awards - Girls Softball	-101.16	0.00	0.00	0.00	-101.16
2452			Camps - Girls Softball	11,986.50	800.00	3,550.96	0.00	9,235.54
2453			Entry Fees - Girls Softball	195.00	0.00	0.00	0.00	195.00

Current Cash Balance

Sorted by Site ID, Group ID, Activity ID.
From 07/01/2018 to 07/31/2018.

Site ID Group ID	Site Name Group Name	Activity ID	Activity Name	Beginning Cash	Receipts	Disbursements	Adjustments	Cash Balance
2454	Equipment - Girls Softball			-2,774.81	0.00	142.50	0.00	-2,917.31
2455	Lodging - Girls Softball			-3,358.80	0.00	0.00	0.00	-3,358.80
2456	Meals - Girls Softball			-1,566.62	0.00	0.00	0.00	-1,566.62
2457	Officials - Girls Softball			-3,150.00	0.00	0.00	0.00	-3,150.00
2458	Prof. Development - Girls Softball			0.00	0.00	0.00	0.00	0.00
2459	Scouting - Girls Softball			0.00	0.00	0.00	0.00	0.00
2460	Security - Girls Softball			0.00	0.00	0.00	0.00	0.00
2461	Transportation - Girls Softball			-3,145.69	0.00	0.00	0.00	-3,145.69
2462	Uniforms/Apparel - Girls Softball			-1,640.46	0.00	0.00	0.00	-1,640.46
2463	Misc. Expenditures - Girls Softball			-6,960.59	0.00	13,012.50	0.00	-19,973.09
2464	Softball Advertising			0.00	0.00	0.00	0.00	0.00
2601	Awards-Girls Unified Sports			-70.00	0.00	0.00	0.00	-70.00
2602	Camps-Girls Unified Sports			1,652.89	0.00	44.53	0.00	1,608.36
2603	Entry Fees-Girls Unified Sports			0.00	0.00	0.00	0.00	0.00
2604	Equipment-Girls Unified Sports			0.00	0.00	0.00	0.00	0.00
2605	Lodging-Girls Unified Sports			0.00	0.00	0.00	0.00	0.00
2606	Meals-Girls Unified Sports			0.00	0.00	0.00	0.00	0.00
2607	Officials-Girls Unified Sports			0.00	0.00	0.00	0.00	0.00
2608	Prof. Development-Girls Unified Sports			0.00	0.00	0.00	0.00	0.00
2609	Scouting-Girls Unified Sports			0.00	0.00	0.00	0.00	0.00
2610	Security-Girls Unified Sports			0.00	0.00	0.00	0.00	0.00
2611	Transportation-Girls Unified Sports			-16.00	0.00	0.00	0.00	-16.00
2612	Uniforms/Apparel-Girls Unified Sports			-171.69	0.00	0.00	0.00	-171.69
2613	Misc. Expenditures-Girls Unified Sports			0.00	0.00	0.00	0.00	0.00
B Totals:				-62,709.60	2,814.53	20,337.40	0.00	-80,232.47

Current Cash Balance

Sorted by Site ID, Group ID, Activity ID.
From 07/01/2018 to 07/31/2018.

Site ID Group ID	Site Name Group Name	Activity ID	Activity Name	Beginning Cash	Receipts	Disbursements	Adjustments	Cash Balance
C	Athletics-Boys							
		3007	Officials - Boys	0.00	0.00	0.00	0.00	0.00
		3011	Transportation - Boys	0.00	0.00	0.00	0.00	0.00
		3051	Awards - Boys Basketball	0.00	0.00	0.00	0.00	0.00
		3052	Camps - Boys Basketball	2,245.59	400.00	93.93	0.00	2,551.66
		3053	Entry Fees - Boys Basketball	-275.00	0.00	0.00	0.00	-275.00
		3054	Equipment - Boys Basketball	-888.15	0.00	0.00	0.00	-888.15
		3055	Lodging - Boys Basketball	0.00	0.00	0.00	0.00	0.00
		3056	Meals - Boys Basketball	-152.67	0.00	0.00	0.00	-152.67
		3057	Officials - Boys Basketball	-5,387.53	0.00	0.00	0.00	-5,387.53
		3058	Prof. Development - Boys Basketball	0.00	0.00	0.00	0.00	0.00
		3059	Scouting - Boys Basketball	0.00	0.00	0.00	0.00	0.00
		3060	Security - Boys Basketball	-760.00	0.00	0.00	0.00	-760.00
		3061	Transportation - Boys Basketball	-8,604.60	0.00	0.00	0.00	-8,604.60
		3062	Uniforms/Apparel - Boys Basketball	-2,883.22	0.00	0.00	0.00	-2,883.22
		3063	Misc. Expenditures - Boys Basketball	-912.30	0.00	0.00	0.00	-912.30
		3101	Awards - Boys Cross Country	-132.60	0.00	0.00	0.00	-132.60
		3102	Camps - Boys Cross Country	762.38	0.00	283.26	0.00	479.12
		3103	Entry Fees - Boys Cross Country	407.50	0.00	0.00	0.00	407.50
		3104	Equipment - Boys Cross Country	0.00	0.00	0.00	0.00	0.00
		3105	Lodging - Boys Cross Country	0.00	0.00	0.00	0.00	0.00
		3106	Meals - Boys Cross Country	-81.74	0.00	0.00	0.00	-81.74
		3107	Officials - Boys Cross Country	-58.76	0.00	0.00	0.00	-58.76
		3108	Prof. Development - Boys Cross Country	0.00	0.00	0.00	0.00	0.00
		3109	Scouting - Boys Cross Country	0.00	0.00	0.00	0.00	0.00
		3110	Security - Boys Cross Country	0.00	0.00	0.00	0.00	0.00
		3111	Transportation - Boys Cross Country	-1,050.82	0.00	0.00	0.00	-1,050.82
		3112	Uniforms/Apparel - Boys Cross Country	50.00	0.00	0.00	0.00	50.00
		3113	Misc. Expenditures - Boys Cross Country	-896.74	0.00	0.00	0.00	-896.74
		3151	Awards - Boys Golf	-235.24	0.00	0.00	0.00	-235.24
		3152	Camps - Boys Golf	0.00	0.00	0.00	0.00	0.00
		3153	Entry Fees - Boys Golf	750.00	0.00	602.75	0.00	147.25
		3154	Equipment - Boys Golf	0.00	0.00	0.00	0.00	0.00
		3155	Lodging - Boys Golf	0.00	0.00	0.00	0.00	0.00
		3156	Meals - Boys Golf	0.00	0.00	0.00	0.00	0.00
		3157	Officials - Boys Golf	0.00	0.00	0.00	0.00	0.00
		3158	Prof. Development - Boys Golf	0.00	0.00	0.00	0.00	0.00
		3159	Scouting - Boys Golf	0.00	0.00	0.00	0.00	0.00
		3160	Security - Boys Golf	0.00	0.00	0.00	0.00	0.00
		3161	Transportation - Boys Golf	-95.48	0.00	0.00	0.00	-95.48
		3162	Uniforms/Apparel - Boys Golf	0.00	0.00	0.00	0.00	0.00
		3163	Misc. Expenditures - Boys Golf	-2,879.92	0.00	0.00	0.00	-2,879.92
		3201	Awards - Boys Soccer	-51.91	0.00	0.00	0.00	-51.91
		3202	Camps - Boys Soccer	43.87	0.00	0.00	0.00	43.87
		3203	Entry Fees - Boys Soccer	95.00	0.00	0.00	0.00	95.00

Current Cash Balance

Sorted by Site ID, Group ID, Activity ID.
From 07/01/2018 to 07/31/2018.

Site ID Group ID	Site Name Group Name	Activity ID	Activity Name	Beginning Cash	Receipts	Disbursements	Adjustments	Cash Balance
3204	Equipment - Boys Soccer			-2,147.22	0.00	0.00	0.00	-2,147.22
3205	Lodging - Boys Soccer			0.00	0.00	0.00	0.00	0.00
3206	Meals - Boys Soccer			-120.00	0.00	0.00	0.00	-120.00
3207	Officials - Boys Soccer			-2,420.00	0.00	0.00	0.00	-2,420.00
3208	Prof. Development - Boys Soccer			0.00	0.00	0.00	0.00	0.00
3209	Scouting - Boys Soccer			0.00	0.00	0.00	0.00	0.00
3210	Security - Boys Soccer			0.00	0.00	0.00	0.00	0.00
3211	Transportation - Boys Soccer			-3,218.93	0.00	0.00	0.00	-3,218.93
3212	Uniforms/Apparel - Boys Soccer			-592.63	0.00	0.00	0.00	-592.63
3213	Misc. Expenditures - Boys Soccer			-654.48	0.00	0.00	0.00	-654.48
3251	Awards - Boys Swimming			-261.56	0.00	0.00	0.00	-261.56
3252	Camps - Boys Swimming			0.00	0.00	0.00	0.00	0.00
3253	Entry Fees - Boys Swimming			285.00	0.00	0.00	0.00	285.00
3254	Equipment - Boys Swimming			0.00	0.00	0.00	0.00	0.00
3255	Lodging - Boys Swimming			0.00	0.00	0.00	0.00	0.00
3256	Meals - Boys Swimming			-57.00	0.00	0.00	0.00	-57.00
3257	Officials - Boys Swimming			-477.50	0.00	0.00	0.00	-477.50
3258	Prof. Development - Boys Swimming			0.00	0.00	0.00	0.00	0.00
3259	Scouting - Boys Swimming			0.00	0.00	0.00	0.00	0.00
3260	Security - Boys Swimming			0.00	0.00	0.00	0.00	0.00
3261	Transportation - Boys Swimming			-755.62	0.00	0.00	0.00	-755.62
3262	Uniforms/Apparels - Boys Swimming			-353.37	0.00	0.00	0.00	-353.37
3263	Misc. Expenditures - Boys Swimming			-621.83	0.00	0.00	0.00	-621.83
3301	Awards - Boys Tennis			0.00	0.00	0.00	0.00	0.00
3302	Camps - Boys Tennis			857.17	0.00	190.00	0.00	667.17
3303	Entry Fees - Boys Tennis			-525.00	0.00	0.00	0.00	-525.00
3304	Equipment - Boys Tennis			-1,671.57	0.00	0.00	0.00	-1,671.57
3305	Lodging - Boys Tennis			0.00	0.00	0.00	0.00	0.00
3306	Meals - Boys Tennis			0.00	0.00	0.00	0.00	0.00
3307	Officials - Boys Tennis			0.00	0.00	0.00	0.00	0.00
3308	Prof. Development - Boys Tennis			0.00	0.00	0.00	0.00	0.00
3309	Scouting - Boys Tennis			0.00	0.00	0.00	0.00	0.00
3310	Security - Boys Tennis			0.00	0.00	0.00	0.00	0.00
3311	Transportation - Boys Tennis			-2,138.80	0.00	0.00	0.00	-2,138.80
3312	Uniforms/Apparel - Boys Tennis			-270.00	0.00	504.00	0.00	-774.00
3313	Misc. Expenditures - Boys Tennis			-464.54	0.00	0.00	0.00	-464.54
3351	Awards - Boys Track			-459.44	0.00	0.00	0.00	-459.44
3352	Camps - Boys Track			3,199.21	0.00	0.00	0.00	3,199.21
3353	Entry Fees - Boys Track			522.50	0.00	0.00	0.00	522.50
3354	Equipment - Boys Track			-2,148.04	0.00	0.00	0.00	-2,148.04
3355	Lodging - Boys Track			-150.83	0.00	0.00	0.00	-150.83
3356	Meals - Boys Track			0.00	0.00	0.00	0.00	0.00
3357	Officials - Boys Track			-940.37	0.00	0.00	0.00	-940.37
3358	Prof. Development - Boys Track			0.00	0.00	0.00	0.00	0.00
3359	Scouting - Boys Track			0.00	0.00	0.00	0.00	0.00

Current Cash Balance

Sorted by Site ID, Group ID, Activity ID.
From 07/01/2018 to 07/31/2018.

Site ID Group ID	Site Name Group Name	Activity ID	Activity Name	Beginning Cash	Receipts	Disbursements	Adjustments	Cash Balance
3360	Security - Boys Track			0.00	0.00	0.00	0.00	0.00
3361	Transportation - Boys Track			-3,296.93	0.00	0.00	0.00	-3,296.93
3362	Uniforms/Apparel - Boys Track			0.00	0.00	0.00	0.00	0.00
3363	Misc. Expenditures - Boys Track			-727.05	0.00	0.00	0.00	-727.05
3451	Awards - Boys Baseball			-60.81	0.00	0.00	0.00	-60.81
3452	Camps - Boys Baseball			1,630.40	3,209.20	1,224.70	0.00	3,614.90
3453	Entry Fees - Boys Baseball			275.00	0.00	0.00	0.00	275.00
3454	Equipment - Boys Baseball			-5,361.42	0.00	142.50	0.00	-5,503.92
3455	Lodging - Boys Baseball			0.00	0.00	0.00	0.00	0.00
3456	Meals - Boys Baseball			0.00	0.00	0.00	0.00	0.00
3457	Officials - Boys Baseball			-4,608.42	0.00	0.00	0.00	-4,608.42
3458	Prof. Development - Boys Baseball			0.00	0.00	0.00	0.00	0.00
3459	Scouting - Boys Baseball			0.00	0.00	0.00	0.00	0.00
3460	Security - Boys Baseball			0.00	0.00	0.00	0.00	0.00
3461	Transportation - Boys Baseball			-3,047.47	0.00	0.00	0.00	-3,047.47
3462	Uniforms/Apparel - Boys Baseball			-2,614.91	0.00	0.00	0.00	-2,614.91
3463	Misc. Expenditures - Boys Baseball			-8,941.40	0.00	12,000.00	0.00	-20,941.40
3501	Awards - Boys Football			0.00	0.00	0.00	0.00	0.00
3502	Camps - Boys Football			6,817.91	3,310.00	46.79	0.00	10,081.12
3503	Entry Fees - Boys Football			0.00	0.00	0.00	0.00	0.00
3504	Equipment - Boys Football			-29,999.49	0.00	2,383.00	0.00	-32,382.49
3505	Lodging - Boys Football			0.00	0.00	0.00	0.00	0.00
3506	Meals - Boys Football			-1,927.10	0.00	0.00	0.00	-1,927.10
3507	Officials - Boys Football			-4,343.80	0.00	0.00	0.00	-4,343.80
3508	Prof. Development - Boys Football			0.00	0.00	0.00	0.00	0.00
3509	Scouting - Boys Football			0.00	0.00	0.00	0.00	0.00
3510	Security - Boys Football			-2,160.00	0.00	0.00	0.00	-2,160.00
3511	Transportation - Boys Football			-6,318.98	0.00	0.00	0.00	-6,318.98
3512	Uniforms/Apparel - Boys Football			-2,957.79	0.00	0.00	0.00	-2,957.79
3515	Misc. Expenditures - Boys Football			-2,483.43	0.00	0.00	0.00	-2,483.43
3551	Awards - Boys Wrestling			-214.08	0.00	0.00	0.00	-214.08
3552	Camps - Boys Wrestling			0.00	0.00	0.00	0.00	0.00
3553	Entry Fees - Boys Wrestling			-1,270.00	0.00	0.00	0.00	-1,270.00
3554	Equipment - Boys Wrestling			-1,069.90	0.00	0.00	0.00	-1,069.90
3555	Lodging - Boys Wrestling			-959.20	0.00	0.00	0.00	-959.20
3556	Meals - Boys Wrestling			-1,527.43	0.00	0.00	0.00	-1,527.43
3557	Officials - Boys Wrestling			-1,385.00	0.00	0.00	0.00	-1,385.00
3558	Prof. Development - Boys Wrestling			0.00	0.00	0.00	0.00	0.00
3559	Scouting - Boys Wrestling			0.00	0.00	0.00	0.00	0.00
3560	Security - Boys Wrestling			0.00	0.00	0.00	0.00	0.00
3561	Transportation - Boys Wrestling			-11,440.59	0.00	0.00	0.00	-11,440.59
3562	Uniforms/Apparel - Boys Wrestling			-2,418.00	0.00	0.00	0.00	-2,418.00
3563	Misc. Expenditures - Boys Wrestling			-313.66	0.00	0.00	0.00	-313.66
3601	Awards-Boys Unified Sports			-70.00	0.00	0.00	0.00	-70.00
3602	Camps-Boys Unified Sports			0.00	0.00	0.00	0.00	0.00

Current Cash Balance

Sorted by Site ID, Group ID, Activity ID.
From 07/01/2018 to 07/31/2018.

Site ID Group ID	Site Name Group Name		Beginning Cash	Receipts	Disbursements	Adjustments	Cash Balance
Activity ID	Activity Name						
3603	Entry Fees-Boys Unified Sports		0.00	0.00	0.00	0.00	0.00
3604	Equipment-Boys Unified Sports		0.00	0.00	0.00	0.00	0.00
3605	Lodging-Boys Unified Sports		0.00	0.00	0.00	0.00	0.00
3606	Meals-Boys Unified Sports		0.00	0.00	0.00	0.00	0.00
3607	Officials-Boys Unified Sports		0.00	0.00	0.00	0.00	0.00
3608	Prof. Development-Boys Unified Sports		0.00	0.00	0.00	0.00	0.00
3609	Scouting-Boys Unified Sports		0.00	0.00	0.00	0.00	0.00
3610	Security-Boys Unified Sports		0.00	0.00	0.00	0.00	0.00
3611	Transportation-Boys Unified Sports		-16.00	0.00	0.00	0.00	-16.00
3612	Uniforms/Apparel-Boys Unified Sports		-171.66	0.00	0.00	0.00	-171.66
3613	Misc. Expenditures-Boys Unified Sports		0.00	0.00	0.00	0.00	0.00
	C Totals:		-127,558.40	6,919.20	17,470.93	0.00	-138,110.13

Current Cash Balance

Sorted by Site ID, Group ID, Activity ID.
From 07/01/2018 to 07/31/2018.

Site ID Group ID	Site Name Group Name	Activity Name	Beginning Cash	Receipts	Disbursements	Adjustments	Cash Balance
D	CLUBS AND ORGANIZATIONS						
4010	40 Assets		0.00	0.00	0.00	0.00	0.00
4011	Patriot Way Club		551.34	0.00	0.00	0.00	551.34
4020	Academic Awards		0.00	0.00	0.00	0.00	0.00
4040	Art		63.21	0.00	0.00	0.00	63.21
4050	Astronomy Club		194.04	0.00	0.00	0.00	194.04
4055	Athletic Trainers Club		226.11	0.00	0.00	0.00	226.11
4060	Band		9,982.36	14,530.00	9,262.82	0.00	15,249.54
4064	Winter Guard		176.53	0.00	0.00	0.00	176.53
4065	NSBA		0.00	0.00	0.00	0.00	0.00
4109	Cheer Uniforms		0.00	0.00	0.00	0.00	0.00
4110	Cheerleading		23,189.14	0.00	3,542.00	6,636.00	26,283.14
4130	Chess Club		39.10	0.00	0.00	0.00	39.10
4140	Choir		4,015.08	0.00	131.60	0.00	3,883.48
4160	Construction		784.02	0.00	0.00	0.00	784.02
4180	Culinary		563.29	0.00	0.00	0.00	563.29
4190	Dance		4,548.84	0.00	859.64	4,133.24	7,822.44
4200	Debate Team		1,659.15	0.00	1,375.00	0.00	284.15
4210	DECA		-24,051.39	0.00	721.77	0.00	-24,773.16
4216	Patriot Pals		30.61	0.00	0.00	0.00	30.61
4217	Patriot Perk		1,738.86	0.00	0.00	0.00	1,738.86
4230	Environmental Club		2,332.77	0.00	0.00	0.00	2,332.77
4240	Fashion Merchandising		5.08	0.00	0.00	0.00	5.08
4250	FCCLA		457.50	0.00	0.00	0.00	457.50
4260	FCS Club		16.50	0.00	0.00	0.00	16.50
4290	Forensics		810.00	0.00	0.00	0.00	810.00
4300	Foundation/PEMS		0.00	0.00	0.00	0.00	0.00
4310	French Club		551.35	0.00	0.00	0.00	551.35
4320	Educators Rising		820.51	0.00	0.00	0.00	820.51
4340	German Club		908.36	0.00	0.00	0.00	908.36
4350	Graphics		5.00	0.00	0.00	0.00	5.00
4360	History Club		-1.55	0.00	0.00	0.00	-1.55
4365	HOSA		1,031.59	0.00	0.00	0.00	1,031.59
4380	International Club		0.00	0.00	0.00	0.00	0.00
4390	Intramurals		1,219.39	0.00	0.00	0.00	1,219.39
4405	AFJROTC		2,330.92	0.00	0.00	0.00	2,330.92
4410	Junior Class		3,971.48	0.00	0.00	0.00	3,971.48
4450	LEO Club		1,082.51	0.00	0.00	0.00	1,082.51
4460	Literary Magazine		54.82	0.00	0.00	0.00	54.82
4470	Manufacturing		4,280.46	0.00	0.00	0.00	4,280.46
4510	National Honor Society		2,616.01	0.00	0.00	0.00	2,616.01
4520	Newspaper		2,628.50	0.00	0.00	0.00	2,628.50
4530	Orchestra		1,488.98	0.00	130.90	0.00	1,358.08
4550	Patriot Photo		959.39	0.00	0.00	0.00	959.39
4570	Play Production		11,669.57	0.00	173.16	0.00	11,496.41

Current Cash Balance

Sorted by Site ID, Group ID, Activity ID.
From 07/01/2018 to 07/31/2018.

Site ID Group ID	Site Name Group Name	Activity ID	Activity Name	Beginning Cash	Receipts	Disbursements	Adjustments	Cash Balance
4600	Robotics & Engineering Club			527.26	0.00	0.00	0.00	527.26
4640	Senior Class			5.44	0.00	300.00	0.00	-294.56
4645	Show Choir			48,577.79	0.00	357.00	0.00	48,220.79
4650	Skills USA			192.04	0.00	0.00	0.00	192.04
4660	Spanish Club			129.11	0.00	0.00	0.00	129.11
4690	Spirit Shop			36,520.98	0.00	664.81	0.00	35,856.17
4710	Student Council			3,619.18	0.00	2,020.38	0.00	1,598.80
4760	World Language			513.17	0.00	0.00	0.00	513.17
4770	Yearbook			50,487.16	225.00	410.00	0.00	50,302.16
D Totals:				203,521.56	14,755.00	19,949.08	10,769.24	209,096.72
E	ADMINISTRATIVE CUSTODIAL							
5010	After Prom			0.00	0.00	0.00	0.00	0.00
5020	Fines			26,968.40	38.42	428.70	0.00	26,578.12
5025	Fines - Library Book			582.45	20.99	0.00	0.00	603.44
5027	Fines-Textbooks			416.98	0.00	0.00	0.00	416.98
5030	Counseling Center			1,304.81	0.00	98.00	0.00	1,206.81
5040	Fundraising-General			0.00	0.00	0.00	0.00	0.00
5055	Hall of Fame			421.31	0.00	0.00	0.00	421.31
5060	Hospitality			319.01	0.00	364.50	0.00	-45.49
5070	Library			63.30	0.00	0.00	0.00	63.30
5097	New Frontier			0.00	0.00	0.00	0.00	0.00
5100	Other Adm Custodial			0.00	0.00	0.00	0.00	0.00
5110	Other Student Activities			0.00	0.00	0.00	0.00	0.00
5115	Field Trips-Curriculum Related			0.00	0.00	0.00	0.00	0.00
5130	Parking			55,464.46	60.00	13,978.91	0.00	41,545.55
5135	Patriot Post			0.00	0.00	0.00	0.00	0.00
5140	PayBac			0.00	0.00	0.00	0.00	0.00
5150	Pool Maintenance			6,591.84	1,152.00	544.24	0.00	7,199.60
5160	PSAT Exam			825.19	0.00	0.00	0.00	825.19
5166	SpEd			122.94	0.00	0.00	0.00	122.94
5167	Student ID Card Fee			1,660.64	0.00	0.00	0.00	1,660.64
5170	Student Notebooks			0.00	0.00	0.00	0.00	0.00
5180	Teacher Fund/Grants			1,365.04	0.00	0.00	0.00	1,365.04
5185	Technology			0.00	0.00	0.00	0.00	0.00
5190	Transcripts			2,270.00	15.00	0.00	0.00	2,285.00
E Totals:				98,376.37	1,286.41	15,414.35	0.00	84,248.43
Q	STUDENT FEE FUND							
7160	Participation Fees - Athletics			36,540.00	0.00	300.00	0.00	36,240.00
7170	Participation Fees - Clubs & Orgs			0.00	10,769.24	0.00	-10,769.24	0.00
7190	Field Trips			-104.01	0.00	0.00	0.00	-104.01
Q Totals:				36,435.99	10,769.24	300.00	-10,769.24	36,135.99

Current Cash Balance

Sorted by Site ID, Group ID, Activity ID.
From 07/01/2018 to 07/31/2018.

Site ID Group ID	Site Name Group Name	Activity ID	Activity Name	Beginning Cash	Receipts	Disbursements	Adjustments	Cash Balance
R	AP/IB EXAMS							
		8010	AP Exams	10,163.54	0.00	0.00	0.00	10,163.54
			R Totals:	10,163.54	0.00	0.00	0.00	10,163.54
S	ATHLETIC							
		9010	Gate Receipts	96,428.12	0.00	0.00	0.00	96,428.12
		9020	Cash Reserve	321,095.92	0.00	0.00	0.00	321,095.92
		9030	Concessions	19,964.50	0.00	0.00	0.00	19,964.50
		9040	Tickets	19,900.00	0.00	300.00	0.00	19,600.00
		9050	Athletic-General	-99,455.45	301.98	8,688.38	0.00	-107,841.85
		9060	Athletic Director	0.00	0.00	0.00	0.00	0.00
		9070	Miscellaneous Receipts	5,835.69	7,708.50	0.00	0.00	13,544.19
		9080	Fundraising-Athletic	40.00	0.00	0.00	0.00	40.00
		9090	Strength & Conditioning	-2,867.75	0.00	0.00	0.00	-2,867.75
		9100	Athletic Training	-6,067.87	0.00	0.00	0.00	-6,067.87
		9110	Activities	-15,646.11	0.00	0.00	0.00	-15,646.11
		9120	Booster Contributions-Girls	32,257.00	0.00	0.00	0.00	32,257.00
		9130	Booster Contributions-Boys	32,257.00	0.00	0.00	0.00	32,257.00
		9131	Unified Sports Donations	4,965.04	0.00	0.00	0.00	4,965.04
		9140	Metro Tournament	0.00	0.00	0.00	0.00	0.00
			S Totals:	408,706.09	8,010.48	8,988.38	0.00	407,728.19
			SHS Totals:	613,360.02	45,526.21	84,707.15	0.00	574,179.08

Current Cash Balance

Sorted by Site ID, Group ID, Activity ID.
From 07/01/2018 to 07/31/2018.

Site ID Group ID	Site Name Group Name	Activity ID	Activity Name	Beginning Cash	Receipts	Disbursements	Adjustments	Cash Balance
WHS	Millard West High School							
A	ACTIVITY GENERAL							
		1010	General Admin	0.00	0.00	0.00	3,000.00	3,000.00
		1016	Rev Trak Fees	5.32	540.67	12.72	0.00	533.27
		1017	Returned Checks	-733.89	758.00	0.00	0.00	24.11
		1025	Savings	-239,510.02	0.00	0.00	0.00	-239,510.02
		1030	Staff Vending	590.12	0.00	62.10	0.00	528.02
		1035	Student Vending	0.00	0.00	0.00	0.00	0.00
		1040	Donations	11,527.47	60.00	0.00	0.00	11,587.47
		1050	Projects/Support	5,459.19	0.00	0.00	0.00	5,459.19
		1070	Start Up Cash	311.00	0.00	0.00	0.00	311.00
		1090	Other Revenue	-2,429.78	131.63	289.98	0.00	-2,588.13
		1100	Damage & Loss Property	78.20	0.00	0.00	0.00	78.20
		1105	Laptop Insurance	0.00	2,000.00	0.00	0.00	2,000.00
		1106	Laptop Loss/Damage	3,621.50	144.00	3,621.50	0.00	144.00
		1110	Extracurr Transportation	0.00	0.00	0.00	0.00	0.00
		1120	Equipment Replacement/Repair	11.00	0.00	0.00	0.00	11.00
		1130	Building Maintenance	0.00	0.00	0.00	0.00	0.00
		1140	Student Recognition Incentive	0.00	0.00	0.00	0.00	0.00
		1150	Capital Outlay	0.00	0.00	0.00	0.00	0.00
		1170	Wellness	0.00	0.00	0.00	0.00	0.00
			A Totals:	-221,069.89	3,634.30	3,986.30	3,000.00	-218,421.89
B	Athletics-Girls							
		2051	Awards - Girls Basketball	0.00	0.00	0.00	0.00	0.00
		2052	Camps - Girls Basketball	12,969.14	0.00	5,673.42	0.00	7,295.72
		2053	Entry Fees - Girls Basketball	0.00	0.00	0.00	0.00	0.00
		2054	Equipment - Girls Basketball	0.00	0.00	0.00	0.00	0.00
		2055	Lodging - Girls Basketball	0.00	0.00	0.00	0.00	0.00
		2056	Meals - Girls Basketball	0.00	0.00	0.00	0.00	0.00
		2057	Officials - Girls Basketball	0.00	0.00	0.00	0.00	0.00
		2058	Prof. Development - Girls Basketball	0.00	0.00	0.00	0.00	0.00
		2059	Scouting - Girls Basketball	0.00	0.00	0.00	0.00	0.00
		2060	Security - Girls Basketball	0.00	0.00	0.00	0.00	0.00
		2061	Transportation - Girls Basketball	0.00	0.00	0.00	0.00	0.00
		2062	Uniforms/Apparel - Girls Basketball	0.00	0.00	0.00	0.00	0.00
		2063	Misc. Expenditures - Girls Basketball	0.00	0.00	0.00	0.00	0.00
		2101	Awards - Girls Cross Country	0.00	0.00	0.00	0.00	0.00
		2102	Camps - Girls Cross Country	1,365.76	1,110.00	106.62	0.00	2,369.14
		2103	Entry Fees - Girls Cross Country	0.00	0.00	0.00	0.00	0.00
		2104	Equipment - Girls Cross Country	0.00	0.00	0.00	0.00	0.00
		2105	Lodging - Girls Cross Country	0.00	0.00	0.00	0.00	0.00
		2106	Meals - Girls Cross Country	0.00	0.00	0.00	0.00	0.00
		2107	Officials - Girls Cross Country	0.00	0.00	0.00	0.00	0.00
		2108	Prof. Development - Girls Cross Country	0.00	0.00	0.00	0.00	0.00

Current Cash Balance

Sorted by Site ID, Group ID, Activity ID.
From 07/01/2018 to 07/31/2018.

Site ID Group ID	Site Name Group Name	Activity ID	Activity Name	Beginning Cash	Receipts	Disbursements	Adjustments	Cash Balance
2109	Scouting - Girls Cross Country			0.00	0.00	0.00	0.00	0.00
2110	Security - Girls Cross Country			0.00	0.00	0.00	0.00	0.00
2111	Transportation - Girls Cross Country			0.00	0.00	0.00	0.00	0.00
2112	Uniforms/Apparel - Girls Cross Country			0.00	0.00	0.00	0.00	0.00
2113	Misc. Expenditures - Girls Cross Country			0.00	0.00	0.00	0.00	0.00
2151	Awards - Girls Golf			0.00	0.00	0.00	0.00	0.00
2152	Camps - Girls Golf			0.00	0.00	0.00	0.00	0.00
2153	Entry Fees - Girls Golf			0.00	0.00	0.00	0.00	0.00
2154	Equipment - Girls Golf			0.00	0.00	747.20	0.00	-747.20
2155	Lodging - Girls Golf			0.00	0.00	0.00	0.00	0.00
2156	Meals - Girls Golf			0.00	0.00	0.00	0.00	0.00
2157	Officials - Girls Golf			0.00	0.00	0.00	0.00	0.00
2158	Prof. Development - Girls Golf			0.00	0.00	0.00	0.00	0.00
2159	Scouting - Girls Golf			0.00	0.00	0.00	0.00	0.00
2160	Security - Girls Golf			0.00	0.00	0.00	0.00	0.00
2161	Transportation - Girls Golf			0.00	0.00	0.00	0.00	0.00
2162	Uniforms/Apparel - Girls Golf			0.00	0.00	0.00	0.00	0.00
2163	Misc. Expenditures - Girls Golf			0.00	0.00	0.00	0.00	0.00
2201	Awards - Girls Soccer			0.00	0.00	0.00	0.00	0.00
2202	Camps - Girls Soccer			1,797.35	0.00	0.00	0.00	1,797.35
2203	Entry Fees - Girls Soccer			0.00	0.00	0.00	0.00	0.00
2204	Equipment - Girls Soccer			0.00	0.00	0.00	0.00	0.00
2205	Lodging - Girls Soccer			0.00	0.00	0.00	0.00	0.00
2206	Meals - Girls Soccer			0.00	0.00	0.00	0.00	0.00
2207	Officials - Girls Soccer			0.00	0.00	0.00	0.00	0.00
2208	Prof. Development - Girls Soccer			0.00	0.00	0.00	0.00	0.00
2209	Scouting - Girls Soccer			0.00	0.00	0.00	0.00	0.00
2210	Security - Girls Soccer			0.00	0.00	0.00	0.00	0.00
2211	Transportation - Girls Soccer			0.00	0.00	0.00	0.00	0.00
2212	Uniforms/Apparel - Girls Soccer			0.00	0.00	0.00	0.00	0.00
2213	Misc. Expenditures - Girls Soccer			0.00	0.00	0.00	0.00	0.00
2251	Awards - Girls Swimming			0.00	0.00	0.00	0.00	0.00
2252	Camps - Girls Swimming			8,992.26	125.00	181.57	0.00	8,935.69
2253	Entry Fees - Girls Swimming			0.00	0.00	0.00	0.00	0.00
2254	Equipment - Girls Swimming			0.00	0.00	0.00	0.00	0.00
2255	Lodging - Girls Swimming			0.00	0.00	0.00	0.00	0.00
2256	Meals - Girls Swimming			0.00	0.00	0.00	0.00	0.00
2257	Officials - Girls Swimming			0.00	0.00	0.00	0.00	0.00
2258	Prof. Development - Girls Swimming			0.00	0.00	0.00	0.00	0.00
2259	Scouting - Girls Swimming			0.00	0.00	0.00	0.00	0.00
2260	Security - Girls Swimming			0.00	0.00	0.00	0.00	0.00
2261	Transportation - Girls Swimming			0.00	0.00	0.00	0.00	0.00
2262	Uniforms/Apparel - Girls Swimming			0.00	0.00	0.00	0.00	0.00
2263	Misc. Expenditures - Girls Swimming			0.00	0.00	0.00	0.00	0.00
2301	Awards - Girls Tennis			0.00	0.00	0.00	0.00	0.00

Current Cash Balance

Sorted by Site ID, Group ID, Activity ID.
From 07/01/2018 to 07/31/2018.

Site ID Group ID	Site Name Group Name	Activity ID	Activity Name	Beginning Cash	Receipts	Disbursements	Adjustments	Cash Balance
2302	Camps - Girls Tennis			12,138.15	3,120.00	5,052.07	0.00	10,206.08
2303	Entry Fees - Girls Tennis			0.00	0.00	0.00	0.00	0.00
2304	Equipment - Girls Tennis			0.00	0.00	0.00	0.00	0.00
2305	Lodging - Girls Tennis			0.00	0.00	0.00	0.00	0.00
2306	Meals - Girls Tennis			0.00	0.00	0.00	0.00	0.00
2307	Officials - Girls Tennis			0.00	0.00	0.00	0.00	0.00
2308	Prof. Development - Girls Tennis			0.00	0.00	0.00	0.00	0.00
2309	Scouting - Girls Tennis			0.00	0.00	0.00	0.00	0.00
2310	Security - Girls Tennis			0.00	0.00	0.00	0.00	0.00
2311	Transportation - Girls Tennis			0.00	0.00	0.00	0.00	0.00
2312	Uniforms/Apparel - Girls Tennis			0.00	0.00	0.00	0.00	0.00
2313	Misc. Expenditures - Girls Tennis			0.00	0.00	0.00	0.00	0.00
2351	Awards - Girls Track			0.00	0.00	0.00	0.00	0.00
2352	Camps - Girls Track			123.14	0.00	0.00	0.00	123.14
2353	Entry Fees - Girls Track			0.00	0.00	0.00	0.00	0.00
2354	Equipment - Girls Track			0.00	0.00	0.00	0.00	0.00
2355	Lodging - Girls Track			0.00	0.00	0.00	0.00	0.00
2356	Meals - Girls Track			0.00	0.00	0.00	0.00	0.00
2357	Officials - Girls Track			0.00	0.00	0.00	0.00	0.00
2358	Prof. Development - Girls Track			0.00	0.00	0.00	0.00	0.00
2359	Scouting - Girls Track			0.00	0.00	0.00	0.00	0.00
2360	Security - Girls Track			0.00	0.00	0.00	0.00	0.00
2361	Transportation - Girls Track			0.00	0.00	0.00	0.00	0.00
2362	Uniforms/Apparel - Girls Track			0.00	0.00	0.00	0.00	0.00
2363	Misc. Expenditures - Girls Track			0.00	0.00	0.00	0.00	0.00
2401	Awards - Girls Volleyball			0.00	0.00	0.00	0.00	0.00
2402	Camps - Girls Volleyball			10,818.15	10,275.00	882.51	0.00	20,210.64
2403	Entry Fees - Girls Volleyball			0.00	0.00	0.00	0.00	0.00
2404	Equipment - Girls Volleyball			0.00	0.00	0.00	0.00	0.00
2405	Lodging - Girls Volleyball			0.00	0.00	0.00	0.00	0.00
2406	Meals - Girls Volleyball			0.00	0.00	0.00	0.00	0.00
2407	Officials - Girls Volleyball			0.00	0.00	0.00	0.00	0.00
2408	Prof. Development - Girls Volleyball			0.00	0.00	0.00	0.00	0.00
2409	Scouting - Girls Volleyball			0.00	0.00	0.00	0.00	0.00
2410	Security - Girls Volleyball			0.00	0.00	0.00	0.00	0.00
2411	Transportation - Girls Volleyball			0.00	0.00	0.00	0.00	0.00
2412	Uniforms/Apparel - Girls Volleyball			0.00	0.00	0.00	0.00	0.00
2413	Misc. Expenditures - Girls Volleyball			0.00	0.00	0.00	0.00	0.00
2451	Awards - Girls Softball			0.00	0.00	0.00	0.00	0.00
2452	Camps - Girls Softball			12,195.03	0.00	1,148.00	0.00	11,047.03
2453	Entry Fees - Girls Softball			0.00	0.00	0.00	0.00	0.00
2454	Equipment - Girls Softball			0.00	0.00	0.00	0.00	0.00
2455	Lodging - Girls Softball			0.00	0.00	0.00	0.00	0.00
2456	Meals - Girls Softball			0.00	0.00	0.00	0.00	0.00
2457	Officials - Girls Softball			0.00	0.00	0.00	0.00	0.00

Current Cash Balance

Sorted by Site ID, Group ID, Activity ID.
From 07/01/2018 to 07/31/2018.

Site ID Group ID	Site Name Group Name	Activity ID	Activity Name	Beginning Cash	Receipts	Disbursements	Adjustments	Cash Balance
2458			Prof. Development - Girls Softball	0.00	0.00	0.00	0.00	0.00
2459			Scouting - Girls Softball	0.00	0.00	0.00	0.00	0.00
2460			Security - Girls Softball	0.00	0.00	0.00	0.00	0.00
2461			Transportation - Girls Softball	0.00	0.00	0.00	0.00	0.00
2462			Uniforms/Apparel - Girls Softball	0.00	0.00	0.00	0.00	0.00
2463			Misc. Expenditures - Girls Softball	0.00	0.00	0.00	0.00	0.00
2601			Awards-Girls Unified Sports	0.00	0.00	0.00	0.00	0.00
2602			Camps-Girls Unified Sports	910.30	253.10	253.10	0.00	910.30
2603			Entry Fees-Girls Unified Sports	0.00	0.00	0.00	0.00	0.00
2604			Equipment-Girls Unified Sports	0.00	0.00	0.00	0.00	0.00
2605			Lodging-Girls Unified Sports	0.00	0.00	0.00	0.00	0.00
2606			Meals-Girls Unified Sports	0.00	0.00	0.00	0.00	0.00
2607			Officials-Girls Unified Sports	0.00	0.00	0.00	0.00	0.00
2608			Prof. Development-Girls Unified Sports	0.00	0.00	0.00	0.00	0.00
2609			Scouting-Girls Unified Sports	0.00	0.00	0.00	0.00	0.00
2610			Security-Girls Unified Sports	0.00	0.00	0.00	0.00	0.00
2611			Transportation-Girls Unified Sports	0.00	0.00	0.00	0.00	0.00
2612			Uniforms/Apparel-Girls Unified Sports	0.00	0.00	0.00	0.00	0.00
2613			Misc. Expenditures-Girls Unified Sports	0.00	0.00	0.00	0.00	0.00
B Totals:				61,309.28	14,883.10	14,044.49	0.00	62,147.89

Current Cash Balance

Sorted by Site ID, Group ID, Activity ID.
From 07/01/2018 to 07/31/2018.

Site ID Group ID	Site Name Group Name	Activity Name	Beginning Cash	Receipts	Disbursements	Adjustments	Cash Balance
C	Athletics-Boys						
3051		Awards - Boys Basketball	0.00	0.00	0.00	0.00	0.00
3052		Camps - Boys Basketball	4,054.39	0.00	1,135.00	0.00	2,919.39
3053		Entry Fees - Boys Basketball	0.00	0.00	0.00	0.00	0.00
3054		Equipment - Boys Basketball	0.00	0.00	0.00	0.00	0.00
3055		Lodging - Boys Basketball	0.00	0.00	0.00	0.00	0.00
3056		Meals - Boys Basketball	0.00	0.00	0.00	0.00	0.00
3057		Officials - Boys Basketball	0.00	0.00	0.00	0.00	0.00
3058		Prof. Development - Boys Basketball	0.00	0.00	0.00	0.00	0.00
3059		Scouting - Boys Basketball	0.00	0.00	0.00	0.00	0.00
3060		Security - Boys Basketball	0.00	0.00	0.00	0.00	0.00
3061		Transportation - Boys Basketball	0.00	0.00	0.00	0.00	0.00
3062		Uniforms/Apparel - Boys Basketball	0.00	0.00	0.00	0.00	0.00
3063		Misc. Expenditures - Boys Basketball	0.00	0.00	0.00	0.00	0.00
3101		Awards - Boys Cross Country	0.00	0.00	0.00	0.00	0.00
3102		Camps - Boys Cross Country	2,570.61	1,110.00	106.64	0.00	3,573.97
3103		Entry Fees - Boys Cross Country	0.00	0.00	0.00	0.00	0.00
3104		Equipment - Boys Cross Country	0.00	0.00	0.00	0.00	0.00
3105		Lodging - Boys Cross Country	0.00	0.00	0.00	0.00	0.00
3106		Meals - Boys Cross Country	0.00	0.00	0.00	0.00	0.00
3107		Officials - Boys Cross Country	0.00	0.00	0.00	0.00	0.00
3108		Prof. Development - Boys Cross Country	0.00	0.00	0.00	0.00	0.00
3109		Scouting - Boys Cross Country	0.00	0.00	0.00	0.00	0.00
3110		Security - Boys Cross Country	0.00	0.00	0.00	0.00	0.00
3111		Transportation - Boys Cross Country	0.00	0.00	0.00	0.00	0.00
3112		Uniforms/Apparel - Boys Cross Country	0.00	0.00	0.00	0.00	0.00
3113		Misc. Expenditures - Boys Cross Country	0.00	0.00	0.00	0.00	0.00
3151		Awards - Boys Golf	0.00	0.00	0.00	0.00	0.00
3152		Camps - Boys Golf	1,819.70	0.00	0.00	0.00	1,819.70
3153		Entry Fees - Boys Golf	0.00	0.00	0.00	0.00	0.00
3154		Equipment - Boys Golf	0.00	0.00	0.00	0.00	0.00
3155		Lodging - Boys Golf	0.00	0.00	0.00	0.00	0.00
3156		Meals - Boys Golf	0.00	0.00	0.00	0.00	0.00
3157		Officials - Boys Golf	0.00	0.00	0.00	0.00	0.00
3158		Prof. Development - Boys Golf	0.00	0.00	0.00	0.00	0.00
3159		Scouting - Boys Golf	0.00	0.00	0.00	0.00	0.00
3160		Security - Boys Golf	0.00	0.00	0.00	0.00	0.00
3161		Transportation - Boys Golf	0.00	0.00	0.00	0.00	0.00
3162		Uniforms/Apparel - Boys Golf	0.00	0.00	0.00	0.00	0.00
3163		Misc. Expenditures - Boys Golf	0.00	0.00	0.00	0.00	0.00
3201		Awards - Boys Soccer	0.00	0.00	0.00	0.00	0.00
3202		Camps - Boys Soccer	78.58	0.00	0.00	0.00	78.58
3203		Entry Fees - Boys Soccer	0.00	0.00	0.00	0.00	0.00
3204		Equipment - Boys Soccer	0.00	0.00	0.00	0.00	0.00
3205		Lodging - Boys Soccer	0.00	0.00	0.00	0.00	0.00

Current Cash Balance

Sorted by Site ID, Group ID, Activity ID.
From 07/01/2018 to 07/31/2018.

Site ID Group ID	Site Name Group Name	Activity ID	Activity Name	Beginning Cash	Receipts	Disbursements	Adjustments	Cash Balance
3206			Meals - Boys Soccer	0.00	0.00	0.00	0.00	0.00
3207			Officials - Boys Soccer	0.00	0.00	0.00	0.00	0.00
3208			Prof. Development - Boys Soccer	0.00	0.00	0.00	0.00	0.00
3209			Scouting - Boys Soccer	0.00	0.00	0.00	0.00	0.00
3210			Security - Boys Soccer	0.00	0.00	0.00	0.00	0.00
3211			Transportation - Boys Soccer	0.00	0.00	0.00	0.00	0.00
3212			Uniforms/Apparel - Boys Soccer	0.00	0.00	0.00	0.00	0.00
3213			Misc. Expenditures - Boys Soccer	0.00	0.00	0.00	0.00	0.00
3251			Awards - Boys Swimming	0.00	0.00	0.00	0.00	0.00
3252			Camps - Boys Swimming	10,458.33	125.00	181.56	0.00	10,401.77
3253			Entry Fees - Boys Swimming	0.00	0.00	0.00	0.00	0.00
3254			Equipment - Boys Swimming	0.00	0.00	0.00	0.00	0.00
3255			Lodging - Boys Swimming	0.00	0.00	0.00	0.00	0.00
3256			Meals - Boys Swimming	0.00	0.00	0.00	0.00	0.00
3257			Officials - Boys Swimming	0.00	0.00	0.00	0.00	0.00
3258			Prof. Development - Boys Swimming	0.00	0.00	0.00	0.00	0.00
3259			Scouting - Boys Swimming	0.00	0.00	0.00	0.00	0.00
3260			Security - Boys Swimming	0.00	0.00	0.00	0.00	0.00
3261			Transportation - Boys Swimming	0.00	0.00	0.00	0.00	0.00
3262			Uniforms/Apparels - Boys Swimming	0.00	0.00	0.00	0.00	0.00
3263			Misc. Expenditures - Boys Swimming	0.00	0.00	0.00	0.00	0.00
3301			Awards - Boys Tennis	0.00	0.00	0.00	0.00	0.00
3302			Camps - Boys Tennis	1,130.80	0.00	0.00	0.00	1,130.80
3303			Entry Fees - Boys Tennis	0.00	0.00	0.00	0.00	0.00
3304			Equipment - Boys Tennis	0.00	0.00	0.00	0.00	0.00
3305			Lodging - Boys Tennis	0.00	0.00	0.00	0.00	0.00
3306			Meals - Boys Tennis	0.00	0.00	0.00	0.00	0.00
3307			Officials - Boys Tennis	0.00	0.00	0.00	0.00	0.00
3308			Prof. Development - Boys Tennis	0.00	0.00	0.00	0.00	0.00
3309			Scouting - Boys Tennis	0.00	0.00	0.00	0.00	0.00
3310			Security - Boys Tennis	0.00	0.00	0.00	0.00	0.00
3311			Transportation - Boys Tennis	0.00	0.00	0.00	0.00	0.00
3312			Uniforms/Apparel - Boys Tennis	0.00	0.00	0.00	0.00	0.00
3313			Misc. Expenditures - Boys Tennis	0.00	0.00	0.00	0.00	0.00
3351			Awards - Boys Track	0.00	0.00	0.00	0.00	0.00
3352			Camps - Boys Track	1,702.42	0.00	0.00	0.00	1,702.42
3353			Entry Fees - Boys Track	0.00	0.00	0.00	0.00	0.00
3354			Equipment - Boys Track	0.00	0.00	0.00	0.00	0.00
3355			Lodging - Boys Track	0.00	0.00	0.00	0.00	0.00
3356			Meals - Boys Track	0.00	0.00	0.00	0.00	0.00
3357			Officials - Boys Track	0.00	0.00	0.00	0.00	0.00
3358			Prof. Development - Boys Track	0.00	0.00	0.00	0.00	0.00
3359			Scouting - Boys Track	0.00	0.00	0.00	0.00	0.00
3360			Security - Boys Track	0.00	0.00	0.00	0.00	0.00
3361			Transportation - Boys Track	0.00	0.00	0.00	0.00	0.00

Current Cash Balance

Sorted by Site ID, Group ID, Activity ID.
From 07/01/2018 to 07/31/2018.

Site ID Group ID	Site Name Group Name	Activity ID	Activity Name	Beginning Cash	Receipts	Disbursements	Adjustments	Cash Balance
3362			Uniforms/Apparel - Boys Track	0.00	0.00	0.00	0.00	0.00
3363			Misc. Expenditures - Boys Track	0.00	0.00	0.00	0.00	0.00
3451			Awards - Boys Baseball	0.00	0.00	0.00	0.00	0.00
3452			Camps - Boys Baseball	11,616.64	0.00	0.00	0.00	11,616.64
3453			Entry Fees - Boys Baseball	0.00	0.00	0.00	0.00	0.00
3454			Equipment - Boys Baseball	0.00	0.00	0.00	0.00	0.00
3455			Lodging - Boys Baseball	0.00	0.00	0.00	0.00	0.00
3456			Meals - Boys Baseball	0.00	0.00	0.00	0.00	0.00
3457			Officials - Boys Baseball	0.00	0.00	0.00	0.00	0.00
3458			Prof. Development - Boys Baseball	0.00	0.00	0.00	0.00	0.00
3459			Scouting - Boys Baseball	0.00	0.00	0.00	0.00	0.00
3460			Security - Boys Baseball	0.00	0.00	0.00	0.00	0.00
3461			Transportation - Boys Baseball	0.00	0.00	0.00	0.00	0.00
3462			Uniforms/Apparel - Boys Baseball	0.00	0.00	0.00	0.00	0.00
3463			Misc. Expenditures - Boys Baseball	0.00	0.00	0.00	0.00	0.00
3501			Awards - Boys Football	0.00	0.00	0.00	0.00	0.00
3502			Camps - Boys Football	11,321.13	4,840.00	8,168.18	2,002.00	9,994.95
3503			Entry Fees - Boys Football	0.00	0.00	0.00	0.00	0.00
3504			Equipment - Boys Football	0.00	0.00	0.00	0.00	0.00
3505			Lodging - Boys Football	0.00	0.00	0.00	0.00	0.00
3506			Meals - Boys Football	0.00	0.00	0.00	0.00	0.00
3507			Officials - Boys Football	0.00	0.00	0.00	0.00	0.00
3508			Prof. Development - Boys Football	0.00	0.00	0.00	0.00	0.00
3509			Scouting - Boys Football	0.00	0.00	0.00	0.00	0.00
3510			Security - Boys Football	0.00	0.00	0.00	0.00	0.00
3511			Transportation - Boys Football	0.00	0.00	0.00	0.00	0.00
3512			Uniforms/Apparel - Boys Football	0.00	0.00	0.00	0.00	0.00
3513			Misc Expenditures-Boys Football	0.00	0.00	0.00	0.00	0.00
3551			Awards - Boys Wrestling	0.00	0.00	0.00	0.00	0.00
3552			Camps - Boys Wrestling	3,016.63	0.00	0.00	0.00	3,016.63
3553			Entry Fees - Boys Wrestling	0.00	0.00	0.00	0.00	0.00
3554			Equipment - Boys Wrestling	0.00	0.00	0.00	0.00	0.00
3555			Lodging - Boys Wrestling	0.00	0.00	0.00	0.00	0.00
3556			Meals - Boys Wrestling	0.00	0.00	0.00	0.00	0.00
3557			Officials - Boys Wrestling	0.00	0.00	0.00	0.00	0.00
3558			Prof. Development - Boys Wrestling	0.00	0.00	0.00	0.00	0.00
3559			Scouting - Boys Wrestling	0.00	0.00	0.00	0.00	0.00
3560			Security - Boys Wrestling	0.00	0.00	0.00	0.00	0.00
3561			Transportation - Boys Wrestling	0.00	0.00	0.00	0.00	0.00
3562			Uniforms/Apparel - Boys Wrestling	0.00	0.00	0.00	0.00	0.00
3563			Misc. Expenditures - Boys Wrestling	0.00	0.00	0.00	0.00	0.00
3601			Awards-Boys Unified Sports	0.00	0.00	0.00	0.00	0.00
3602			Camps-Boys Unified Sports	910.26	253.09	253.09	0.00	910.26
3603			Entry Fees-Boys Unified Sports	0.00	0.00	0.00	0.00	0.00
3604			Equipment-Boys Unified Sports	0.00	0.00	0.00	0.00	0.00

Current Cash Balance

Sorted by Site ID, Group ID, Activity ID.
From 07/01/2018 to 07/31/2018.

Site ID Group ID	Site Name Group Name		Beginning Cash	Receipts	Disbursements	Adjustments	Cash Balance
3605	Lodging-Boys Unified Sports		0.00	0.00	0.00	0.00	0.00
3606	Meals-Boys Unified Sports		0.00	0.00	0.00	0.00	0.00
3607	Officials-Boys Unified Sports		0.00	0.00	0.00	0.00	0.00
3608	Prof. Development-Boys Unified Sports		0.00	0.00	0.00	0.00	0.00
3609	Scouting-Boys Unified Sports		0.00	0.00	0.00	0.00	0.00
3610	Security-Boys Unified Sports		0.00	0.00	0.00	0.00	0.00
3611	Transportation-Boys Unified Sports		0.00	0.00	0.00	0.00	0.00
3612	Uniforms/Apparel-Boys Unified Sports		0.00	0.00	0.00	0.00	0.00
3613	Misc. Expenditures-Boys Unified Sports		0.00	0.00	0.00	0.00	0.00
C Totals:			48,679.49	6,328.09	9,844.47	2,002.00	47,165.11

Current Cash Balance

Sorted by Site ID, Group ID, Activity ID.
From 07/01/2018 to 07/31/2018.

Site ID Group ID	Site Name Group Name	Activity ID	Activity Name	Beginning Cash	Receipts	Disbursements	Adjustments	Cash Balance
D	CLUBS AND ORGANIZATIONS							
4010	40 Assets			14.67	0.00	0.00	0.00	14.67
4012	Wildcat Service Club			0.00	0.00	0.00	0.00	0.00
4030	Amnesty International			0.00	0.00	0.00	0.00	0.00
4040	Art			10,061.54	0.00	0.00	0.00	10,061.54
4060	Band			10,273.88	727.25	2,341.37	7,500.00	16,159.76
4061	Band Uniforms			5,752.70	4,224.00	717.41	0.00	9,259.29
4062	Band Trip			0.00	0.00	0.00	0.00	0.00
4110	Cheerleading			0.00	0.00	0.00	0.00	0.00
4111	Cheerleading-Varsity			-258.68	4,568.45	1,910.26	0.00	2,399.51
4112	Cheerleading-JV			-531.12	6,522.35	6,904.90	0.00	-913.67
4113	Cheerleading-Freshman			165.89	835.65	0.00	0.00	1,001.54
4115	Uniforms-Cheer/Dance			0.00	0.00	0.00	0.00	0.00
4140	Choir			0.00	2.46	0.00	0.00	2.46
4141	Choir Trip			0.00	0.00	0.00	0.00	0.00
4160	Construction			5,766.84	0.00	75.00	0.00	5,691.84
4180	Culinary			1,034.17	0.00	0.00	0.00	1,034.17
4185	Cycling			1,925.02	0.00	0.00	0.00	1,925.02
4190	Dance			18,653.77	2,545.89	4,851.47	0.00	16,348.19
4200	Debate Team			0.00	0.00	0.00	0.00	0.00
4210	DECA			0.00	0.00	0.00	0.00	0.00
4215	Diversity-Friends			6,284.21	0.00	692.00	0.00	5,592.21
4220	Drama Club			1,522.85	0.00	66.00	0.00	1,456.85
4224	Computer Club			1,286.12	0.00	0.00	0.00	1,286.12
4225	Engineering			1,575.43	0.00	0.00	0.00	1,575.43
4230	Environmental Club			1,497.74	0.00	0.00	0.00	1,497.74
4250	FCCLA			5,200.94	0.00	0.00	0.00	5,200.94
4251	FCCLA District 3			1,216.71	0.00	0.00	0.00	1,216.71
4260	FCS Club			0.00	0.00	0.00	0.00	0.00
4290	Forensics			0.00	0.00	0.00	0.00	0.00
4310	French Club			3,025.72	0.00	0.00	0.00	3,025.72
4320	Educators Rising			2,085.46	0.00	850.52	0.00	1,234.94
4325	Gaming Club			402.29	10.60	0.00	0.00	412.89
4340	German Club			271.87	0.00	0.00	0.00	271.87
4365	HOSA			5,370.46	50.75	0.00	0.00	5,421.21
4370	Industrial Arts			-15.00	0.00	0.00	0.00	-15.00
4380	International Club			0.00	0.00	0.00	0.00	0.00
4390	Intramurals			0.00	0.00	0.00	0.00	0.00
4395	Invisible Children-WHS			0.00	0.00	0.00	0.00	0.00
4400	Japanese Club			0.00	0.00	0.00	0.00	0.00
4410	Junior Class			15,020.84	0.00	0.00	0.00	15,020.84
4415	Justice League			-27.08	0.00	0.00	0.00	-27.08
4420	Key Club			2,744.45	0.00	0.00	0.00	2,744.45
4421	Knitting and Crocheting Club			0.00	0.00	0.00	0.00	0.00
4425	LaCrosse			0.00	0.00	0.00	0.00	0.00

Current Cash Balance

Sorted by Site ID, Group ID, Activity ID.
From 07/01/2018 to 07/31/2018.

Site ID Group ID	Site Name Group Name	Activity ID	Activity Name	Beginning Cash	Receipts	Disbursements	Adjustments	Cash Balance
4440	Leadership Club			0.00	0.00	0.00	0.00	0.00
4460	Literary Magazine			300.00	0.00	0.00	0.00	300.00
4470	Manufacturing			2,813.30	0.00	0.00	0.00	2,813.30
4480	Mascot Team			93.16	0.00	0.00	0.00	93.16
4485	Math Club			88.92	0.00	0.00	0.00	88.92
4490	M-Club			0.00	0.00	0.00	0.00	0.00
4491	Millard United Rugby			0.00	0.00	0.00	0.00	0.00
4500	Music			3,236.31	0.00	0.00	0.00	3,236.31
4501	Music-Auditorium			0.00	0.00	0.00	0.00	0.00
4502	Music-Donations			0.00	0.00	0.00	0.00	0.00
4503	Music-Musicals			5,796.32	0.00	0.00	0.00	5,796.32
4510	National Honor Society			5,238.37	0.00	0.00	0.00	5,238.37
4520	Newspaper			350.00	0.00	0.00	0.00	350.00
4530	Orchestra			468.91	3.67	0.00	0.00	472.58
4531	Orchestra Trip			3,188.16	0.00	0.00	0.00	3,188.16
4540	Other Clubs			0.00	0.00	0.00	0.00	0.00
4570	Play Production			7,152.99	173.16	0.00	-346.32	6,979.83
4605	Power Robotics			2,586.63	0.00	0.00	0.00	2,586.63
4610	SAFE/DARE/Drug Free			-35.00	0.00	0.00	0.00	-35.00
4630	Science Club			-305.35	7.53	0.00	0.00	-297.82
4640	Senior Class			2,416.65	0.00	0.00	0.00	2,416.65
4645	Show Choir			90,229.18	10,965.00	1,192.00	0.00	100,002.18
4646	Show Choir Competition			0.00	0.00	0.00	0.00	0.00
4648	Show Choir Reserve			-48,011.44	0.00	0.00	0.00	-48,011.44
4650	Skills USA			3,026.00	0.00	0.00	0.00	3,026.00
4660	Spanish Club			3,072.36	0.00	0.00	0.00	3,072.36
4690	Spirit Shop			9,259.84	128.97	0.00	0.00	9,388.81
4700	STUCO Workshops			287.93	0.00	0.00	0.00	287.93
4710	Student Council			39,500.22	0.00	0.00	0.00	39,500.22
4725	Theater Workshop			-346.32	0.00	0.00	346.32	0.00
4760	World Language			0.00	0.00	0.00	0.00	0.00
4770	Yearbook			144,461.92	7,560.00	0.00	0.00	152,021.92
4780	Youth to Youth			0.00	0.00	0.00	0.00	0.00
D Totals:				375,190.75	38,325.73	19,600.93	7,500.00	401,415.55

Current Cash Balance

Sorted by Site ID, Group ID, Activity ID.
From 07/01/2018 to 07/31/2018.

Site ID Group ID	Site Name Group Name	Activity ID	Activity Name	Beginning Cash	Receipts	Disbursements	Adjustments	Cash Balance
E	ADMINISTRATIVE CUSTODIAL							
	5010		After Prom	118.00	0.00	0.00	0.00	118.00
	5020		Fines	0.00	0.00	0.00	0.00	0.00
	5025		Fines - Library Book	9,339.11	0.00	0.00	0.00	9,339.11
	5027		Fines-Textbooks	45.00	0.00	0.00	0.00	45.00
	5030		Counseling Center	5,280.65	0.00	0.00	0.00	5,280.65
	5040		Fundraising-General	0.00	0.00	0.00	0.00	0.00
	5060		Hospitality	0.00	0.00	0.00	0.00	0.00
	5070		Library	298.53	0.00	0.00	0.00	298.53
	5110		Other Student Activities	35.00	0.00	0.00	0.00	35.00
	5115		Field Trips-Curriculum Related	-3,003.60	0.00	77.00	0.00	-3,080.60
	5120		P.E.	-2,277.47	0.00	0.00	0.00	-2,277.47
	5130		Parking	11,042.12	1,330.00	0.00	0.00	12,372.12
	5140		PayBac	0.00	0.00	0.00	0.00	0.00
	5150		Pool Maintenance	0.00	0.00	0.00	0.00	0.00
	5160		PSAT Exam	0.00	0.00	0.00	0.00	0.00
	5180		Teacher Fund/Grants	0.00	0.00	0.00	0.00	0.00
	5185		Technology	3,210.79	0.00	0.00	0.00	3,210.79
	5190		Transcripts	10.00	175.00	0.00	0.00	185.00
	5205		Vocational	80.00	0.00	0.00	0.00	80.00
		E	Totals:	24,178.13	1,505.00	77.00	0.00	25,606.13
Q	STUDENT FEE FUND							
	7090		ACP (SpEd) Trips	0.00	0.00	0.00	0.00	0.00
	7160		Participation Fees - Athletics	0.00	2,600.00	0.00	0.00	2,600.00
	7170		Participation Fees - Clubs & Orgs	0.00	0.00	0.00	0.00	0.00
	7190		Field Trips	0.00	0.00	0.00	0.00	0.00
	7900		Field Trips-Other	0.00	0.00	0.00	0.00	0.00
		Q	Totals:	0.00	2,600.00	0.00	0.00	2,600.00
R	AP/IB EXAMS							
	8010		AP Exams	22,745.84	0.00	0.00	0.00	22,745.84
		R	Totals:	22,745.84	0.00	0.00	0.00	22,745.84

Current Cash Balance

Sorted by Site ID, Group ID, Activity ID.
From 07/01/2018 to 07/31/2018.

Site ID Group ID	Site Name Group Name	Activity ID	Activity Name	Beginning Cash	Receipts	Disbursements	Adjustments	Cash Balance
S	ATHLETIC							
		9010	Gate Receipts	25,189.57	7,708.50	0.00	-32,898.07	0.00
		9020	Cash Reserve	1,695.83	0.00	0.00	22,398.07	24,093.90
		9030	Concessions	1,563.99	0.00	100.00	0.00	1,463.99
		9040	Tickets	0.00	4,680.00	0.00	0.00	4,680.00
		9050	Athletic-General	0.00	1,849.75	78.00	0.00	1,771.75
		9060	Athletic Director	884.52	0.00	0.00	0.00	884.52
		9070	Miscellaneous Receipts	0.00	0.00	0.00	0.00	0.00
		9080	Fundraising-Athletic	0.00	0.00	0.00	0.00	0.00
		9090	Strength & Conditioning	0.00	0.00	0.00	0.00	0.00
		9100	Athletic Training	0.00	1,100.00	1,100.00	0.00	0.00
		9110	Activities	0.00	0.00	0.00	0.00	0.00
		9120	Booster Contributions-Girls	0.00	0.00	0.00	0.00	0.00
		9130	Booster Contributions-Boys	-1,580.38	3,522.96	0.00	-2,002.00	-59.42
		9140	Metro Tournament	0.00	0.00	0.00	0.00	0.00
	S	Totals:		27,753.53	18,861.21	1,278.00	-12,502.00	32,834.74
	WHS	Totals:		338,787.13	86,137.43	48,831.19	0.00	376,093.37

Current Cash Balance

Sorted by Site ID, Group ID, Activity ID.
From 07/01/2018 to 07/31/2018.

Site ID	Site Name		Beginning Cash	Receipts	Disbursements	Adjustments	Cash Balance
Group ID	Group Name	Activity ID Activity Name					
Summer Millard Admin Summer School							
A	ACTIVITY GENERAL						
1010	General Admin		3,911.19	3.08	0.00	0.00	3,914.27
1011	Elementary School Summer School		21,197.50	155.00	0.00	0.00	21,352.50
1012	Middle School Summer School		15,032.00	155.00	0.00	0.00	15,187.00
1013	Senior High Summer School		32,350.00	-350.00	0.00	0.00	32,000.00
A Totals:			72,490.69	-36.92	0.00	0.00	72,453.77
Summer Totals:			72,490.69	-36.92	0.00	0.00	72,453.77

Committee Meeting Minutes
September 10, 2018

The members of the Board of Education met as a Committee of the Whole on Monday, September 10, 2018 at the Don Stroh Administration Center, 5606 South 147th Street.

Vice President, Linda Poole called the meeting to order at 6:00 p.m. Mrs. Poole announced that the open meeting laws are posted and available for public inspection and it is now the proper time for public questions and comments. There were none.

Board members present were: Stacy Jolley, Mike Kennedy, Linda Poole, Mike Pate, Amanda McGill Johnson and Dave Anderson.

MAP:

Associate Superintendent, Heather Phipps, said they are excited to share information about MAP results as well as data they have received and what they are doing with students with this data.

Executive Director of Assessment, Research, and Evaluation, Darin Kelberlau, shared the group results for the last two years. The MAP test is given three times a year. These results were the median percentile results. On average Millard students rank higher than the national average in reading and math. Dr. Phipps shared the goal is to out pace the nation in growth.

Director of Staff Development & Instructional Improvement, Todd Tripple, shared that MAP testing allows us to have individual data in a timely manner. Dr. Tripple shared they spent the first year helping teachers to really understand the results. The second year was spent on finding a way to bring students into the process. This was achieved in the form of goal setting. Teachers receive results the following day and students receive results immediately after completing the test. This allows us to set year long goals with students. Teachers were asked to meet with students and identify their goals to improve scores and any potential barriers they may face.

Language Arts Adoptions:

Associate Superintendent, Heather Phipps, provided the board with an update on the implementation of the new language arts curriculum. She said we are four weeks into it and things are going great.

Director of Elementary and Early Childhood Education, Andy DeFreece, shared the background of the language arts implementation. Mr. DeFreece said the curriculum cycle is used to get us to the point of where we implement new curriculum. In 2016-17, the Curriculum Planning Committee began researching and developed a philosophy which was then taken to a focus group. The focus group provided feedback. Next they met with vendors to review materials. The final part of Phase I is the recommendation that is brought to the Board of Education for approval.

Phase II took place in 2017-18 and began with a field study. The field study results were shared with the Curriculum Planning Committee who created a materials recommendation. The recommendation was shared with the community as part of a community review. Lastly the material recommendation was brought to the Board of Education for approval. The remainder of 2017-18 was spent on course guide writing.

Director of Secondary Education, Tony Weers, shared the Language Arts philosophy statement. He also shared that Millard teachers created the PK-12 Framework from NDE's CCR standards and instructional shifts to challenge students, produce deeper, critical thinkers, and encourage innovation. These standards also require all students to support their thinking with evidence. These standards also have intentional wording that supports digital technology.

Plans for future professional development supporting this curriculum adoption was shared with the Board.

Summer Projects:

Chief Financial Officer, Chad Meisgeier, thanked the board for allowing them to present so early so they can get items out to bid sooner. He also thanked Support Services General Manager, Steve Mainelli, for all his work.

Support Services General Manager, Steve Mainelli, shared the District Facilities current summary of statistics. He said our total number of facilities is 38 and the average age of the facilities is 35 years. The total value of the facilities is at \$562,421,995.

Mr. Mainelli reported on several 2019 summer projects.

Roofing projects this year consist of starting Phase I at Abbott Elementary, Neihardt Elementary and Montclair Elementary. Mrs. Jolley asked how the order of the replacement is determined. Mr. Mainelli shared we have a roofing consultant who completes a roof study that helps us prioritize projects.

Exterior renovations include Phase II of replacing the cedar soffit at Morton Elementary and phase two of replacing the exterior skylights at Rockwell Elementary.

Mr. Mainelli reported on interior renovations including the flooring at Holling Heights and the replacement of the partitions at Don Stroh Administration Building.

P.E. and athletics have a list of projects that will be bid on. Mr. Mainelli shared those projects including the Kiewit Middle gym floor refinish and the replacement of South High main gym bleachers. Also on this list is the replacing of the elementary basketball goals.

In the area of electrical and mechanical, the Cather Elementary electrical switchgear needs replacement. Fire detection projects include Cottonwood Elementary and Kiewit Middle as well as Phase II at West High. The chiller at Montclair and the back-up boilers at Rohwer Elementary and Wheeler Elementary are also on the list.

Special systems include a new intercom system at Ezra Elementary and Morton Elementary.


Paving and concrete projects include dock and drive repairs to Beadle Middle and South High. Mr. Mainelli said at West High School we hope to complete Phase II of the First Fifty Feet improvement. Phase II if of the Don Stroh Administration parking lot and west side of the Support Service Center complete this list.

Mr. Mainelli shared that last year they went out early and the bids came in low on most projects. They plan to do the same again this year in hopes there will be money left after bids and awards. If this is the case, the money will go toward LED lighting at Beadle Middle and Russell Middle as well as Phase I of the lunch table replacement.

The all-in budget target for 2019 is \$6,000,000.

Mrs. Poole said this is the time for public questions or comments on any topic. There were no requests.

The meeting was adjourned at 7:15 p.m.



Chairman

AGENDA SUMMARY SHEET

Agenda Item: Reaffirm Policy 3644 - Support Services - Construction Procedures – Dedication Plaques

Meeting Date: September 17, 2018

Background/Description: Following District guidelines to review Policies every seven years, no changes are proposed to this Policy.

Action Desired: Reaffirm Rule 3644 - Support Services - Construction Procedures – Dedication Plaques

Policy / Strategic Plan Reference: N/A

Responsible Person(s): Chad Meisgeier, Chief Financial Officer

Superintendent's Signature:

A handwritten signature in cursive script, appearing to read "Jim Sutfin", is written on a light-colored rectangular background.

Support Services – Construction Procedures – Dedication Plaques**3644**

All major building projects will be identified by a suitable plaque(s) identifying the project, year completed, the names of the board members, superintendent, architectural firm, project manager, general, mechanical and electrical contractors.

Adopted: November 21, 1977

Revised: July 26, 1999, March 15, 2004 (Renumbered from 7552: March 15, 2004)

Reaffirmed: May 3, 2010, [September 17, 2018](#)

Millard Public Schools
Omaha, NE

Related Policies & Rules: 3644.1

AGENDA SUMMARY SHEET

Agenda Item: Reaffirm Rule 3644.1 - Support Services - Construction Procedures – Dedication Plaques

Meeting Date: September 17, 2018

Background/Description: Following District guidelines to review Policies/Rule every seven years, no changes are proposed to this Rule.

Action Desired: Reaffirm Rule 3644.1 - Support Services - Construction Procedures – Dedication Plaques

Policy / Strategic Plan Reference: N/A

Responsible Person(s): Chad Meisgeier, Chief Financial Officer

Superintendent's Signature:



Support Services – Construction Procedures – Dedication Plaques**3644.1**

Officers of the Board of Education at the time the contract is awarded will be listed, followed by other board members. Members who join the Board during construction of the building will be included on the list.

Adopted: November 21, 1977

Revised: July 26, 1999, March 15, 2004 (Renumbered from 7552.1: March 15, 2004)

Reaffirmed: May 3, 2010, [September 17, 2018](#)

Millard Public Schools
Omaha, NE

Related Policies & Rules: 3644

AGENDA SUMMARY SHEET

Agenda Item: Reaffirm Policy 3645 - Support Services – Construction – Change Orders

Meeting Date: September 17, 2018

**Background/
Description:** Following District guidelines to review Policies every seven years, no changes are proposed to this Policy.

Action Desired: Reaffirm Policy 3645 - Support Services - Construction – Change Orders

**Policy /
Strategic Plan
Reference:** N/A

Responsible Person(s): Chad Meisgeier, Chief Financial Officer

Superintendent's Signature:

A handwritten signature in cursive script, appearing to read "Jim Sauter", is written in black ink on a light-colored background.

Support Services – Construction Procedures – Change Orders**3645**

When board-approved plans and specifications of contracts for construction, remodeling, or renovation of district facilities are amended by change order, the change order shall be issued in accordance with the contracts to which the District is a party and shall be in accordance with the rules, regulations, and standards established by the Board of Education.

The rules, regulations, and standards shall provide the Board of Education with timely knowledge of the change orders and ensure that any expenditure of district funds will be pursuant to Board of Education approval.

Adopted: May 18, 1998

Revised: October 18, 2004 (Renumbered from 7419: October 18, 2004)

Reaffirmed: May 3, 2010, [September 17, 2018](#)

Millard Public Schools
Omaha, NE

Related Policies & Rules: 3645.1

AGENDA SUMMARY SHEET

Agenda Item: Approve Rule 3645.1 - Support Services - Construction Procedures – Change Orders

Meeting Date: September 17, 2018

**Background/
Description:** Following District guidelines to review Policies/Rules every seven years.

Action Desired: Approve Rule 3645.1 - Support Services - Construction Procedures – Change Orders

**Policy /
Strategic Plan
Reference:** N/A

Responsible Person(s): Chad Meisgeier, Chief Financial Officer

Superintendent's Signature:



Support Services – Construction Procedures – Change Orders

3645.1

The following procedures shall be followed with respect to the administration of board-approved construction, renovation, and remodeling of capital improvements of the District (hereinafter referred to as "construction").

I. Definitions

For purposes of this Rule, the following definitions shall apply:

A. "Superintendent's Construction Review Committee" shall mean a committee established by the superintendent to receive construction reports and other communications from the owner's representative(s) and to make decisions under the provisions of this Rule on construction related matters.

B. "Time is of the Essence" shall mean that time is a material condition in a construction contract and delay in the performance of the contract could disrupt the orderly progress of the construction, affect the operations of the District, or affect the cost of construction.

C. "Owner's Representative(s)" shall mean the construction manager(s), architect(s), engineer(s), or consultant(s) employed by the district to assist with the construction.

II. Incorporation of Rule Into Contracts and Agreements

All contracts or agreements between the District and the construction manager(s), architect(s), engineer(s), or consultant(s) shall incorporate this Rule.

III. Change Orders Changing Cost of Construction \$10,000 or Less

A. Change Orders either increasing or decreasing the contract amount by \$10,000 or less may be approved by the Superintendent or his/her designee upon the recommendation of the owner's representative(s) having the duty and responsibility to make the recommendation to the District.

B. The Change Order shall not require prior approval of the Board of Education but shall be reported to the Board of Education at one of its regularly scheduled meetings or special meetings within ninety days of such approval.

IV. Change Orders Increasing or Decreasing the Cost of Construction in an Amount Exceeding \$10,000:

A. Where Time Is of the Essence:

~~1.~~ Where time is of the essence, proposed Change Orders may be approved by the Superintendent or his/her designee without prior presentation to the Board of Education if:

12. The owner's representative(s) with the responsibility of submitting recommendations for Change Orders to the District determines that time is of the essence and that the decision on the Change Order cannot reasonably be delayed for submission to and consideration by the Board of Education, and submits its determination in writing to the Superintendent, and

23. The Superintendent or his/her designee determines that time is of the essence and that a decision in the Change Order cannot reasonably be delayed for submission to and consideration by the Board of Education prior to the approval of the Change Order, and

34. Both the owner's representative(s) and the Superintendent or his/her designee agree that the Change Order is reasonable and necessary, and

45. In the event the superintendent or his/her designee, in consultation with the Superintendent's Construction Review Committee and the owner's representative(s) are of the opinion that the proposed cost, scope, or effect of the Change Order is not reasonable or beneficial to the district, the contractor may be directed to proceed with the change proposed subject to a determination of cost at a later date.

Change Orders under this subparagraph shall be reported to the Board of Education at one of its regularly scheduled or special meetings within ninety days of the approval of the Change Order by the Superintendent or his/her designee.

B. Where Time is Not of the Essence:

Change Orders where time is not of the essence shall be submitted to the Board of Education for consideration, approval, or rejection at a regularly scheduled or special meeting of the Board of Education in such form as the Board may require.

V. Material Changes:

Notwithstanding any other provisions of this Rule, no Change Order may be approved which materially changes the scope of a construction project without prior approval of the Board of Education.

VI. Execution of Documents:

Change Order documents may be executed by the Superintendent or his/her designee, and, the ~~Associate Superintendent for General Administration~~ Chief Financial Officer is designated to so act on behalf of the Superintendent.

Adopted: May 18, 1998

Revised: October 18, 2004 (Renumbered from 7419.1: October 18, 2004)

September 17, 2018

Reaffirmed: May 3, 2010

Millard Public Schools
Omaha, NE

Related Policies & Rules: 3645

AGENDA SUMMARY SHEET

Agenda Item: Reaffirmed Policy - 4137 - Human Resources - Job Sharing

Meeting Date: September 17, 2018

**Background/
Description:** Following District guidelines to review Policies every seven years, not changes are proposed to this Policy.

Action Desired: Reaffirmed Policy - 4137 - Human Resources - Job Sharing

**Policy /
Strategic Plan
Reference:** N/A

Responsible Person(s): Kevin Chick, Assoc. Superintendent of Human Resources and Mitch Mollring,
Director of Personnel

Superintendent's Signature:



Human Resources**Job Sharing****4137**

The Millard Public School District may consider job-sharing requests from employees who desire such an opportunity when such employment arrangement benefits the educational process of the District

The conditions and limitations for application and participation shall be set forth in Board Rule and will be administered by the Superintendent or designee.

Policy Adopted: February 21, 2000
Reaffirmed: [September 17, 2018](#)

Millard Public Schools
Omaha, Nebraska

AGENDA SUMMARY SHEET

Agenda Item: Reaffirmed Rule - 4137.1 - Human Resources - Job Sharing - Teachers

Meeting Date: September 17, 2018

**Background/
Description:**

Following District guidelines to review Policies/Rules every seven years, not changes are proposed to this Policy. This Rule has been reviewed by the District's legal counsel.


Action Desired: Reaffirmed Rule - 4137.1 - Human Resources - Job Sharing

**Policy /
Strategic Plan**

Reference: N/A

Responsible Person(s): Kevin Chick, Assoc. Superintendent of Human Resources and Mitch Mollring,
Director of Personnel

Superintendent's Signature:



Human Resources

Job Sharing - Teachers

4137.1

Job sharing involves two certificated individuals sharing responsibilities of one full-time teaching position. Millard Public Schools may provide the option of job sharing when it is deemed to be beneficial to the education of students and the school district and shall be implemented as follows:

1. Job share applicants must be permanent certificated staff employed by the Millard Public Schools at the time the job sharing commences.
2. Job sharing applications are voluntary and self-nominated. Individuals interested in job sharing must submit a job share application to the building administrator not less than 90 days prior to the commencement of the job share. The building administrator shall meet with the members of the job-share team for the purpose of reviewing the proposed daily/weekly/annual work schedule and shall approve of such proposed schedule prior to submission to the Superintendent or Designee. The schedule must be in writing and must be attached to the application. After reviewing the application, the schedule and this rule with the applicants, the building administrator shall forward the application, along with a recommendation for approval or denial, to the Superintendent or designee for consideration and approval or denial. The decision to approve or deny any job share request shall be in the sole discretion of the Superintendent or Designee and the denial by the Superintendent or Designee of any such request for any reason shall not be an abuse of discretion and shall not be subject to a grievance or review.
3. Each job share employee shall receive compensation and benefits as a part-time employee in accordance with the applicable negotiated agreement and Board policy. A job-share teacher will receive credit for teaching experience pursuant to the negotiated agreement and applicable state law.
4. Each job share employee shall participate in all fall workshops, parent-teacher conferences and District staff development programs or meetings. At least one job share team member from each job share team shall attend all staff meetings and building staff development and such attendance shall be shared equally by each team member. No additional compensation will be provided for these duties.
5. In the event that one member of the job share team is unable or fails to report to work, pursuant to the approved schedule, the other job share teacher will substitute and perform the assigned duties for no additional compensation. Paid leave, including sick leave, bereavement leave, personal leave, or paid family medical leave, may not be used by the job share members during the term of the job share. All leaves will be unpaid during the term of the job share. The job share team shall, with the approval of the building Administrator, adjust the schedule to accommodate the scheduling needs of each of the job share members as necessary. It shall be the responsibility of the job share team to track the work days of any adjusted work schedule and to agree to an equitable time or assignment adjustment on or before the conclusion of the school year. In the event the job share team is unable or refuses to agree on an equitable time settlement, the job share team shall be dissolved and the Superintendent, or Designee, shall determine such equitable time settlement and such determination shall be final and binding on the job share team members. Job share teachers shall be credited for the accumulation of sick leave based upon the percentage of FTE of their job share for each year, and shall be permitted to accumulate such sick leave for future use; but the job share teachers shall not be entitled to use any paid sick leave during the term of the job share agreement.
6. Job share teams shall meet and confer with all interested parents before the school year/ semester regarding job sharing, schedules and division of duties and to address any questions or concerns of such parents. Interested parents are those whose children will be students of the job-share team.

7. Job sharing arrangements will be reviewed by the principal and the Superintendent or Designee a minimum of once each year; however, they may be reviewed more frequently should the need arise. A job share agreement shall not be deemed continuing and shall be limited to one school year and shall automatically terminate at the conclusion of the school year. Job share teams must request to continue the job share arrangement by reapplying each year as provided herein. Continuation of the Job Share shall be at the sole discretion of the Superintendent or Designee and such decision shall not be subject to a grievance or review.
8. Each job share employee's contract will be amended to 0.5 FTE prior to the commencement of the contract period of the job sharing. Job sharing employees who wish to return to full-time positions shall notify the Superintendent or Designee in writing prior to February 1st and follow the School District's procedures for applying for posted positions. A return to full-time employment (1.0 FTE) status is not guaranteed.
9. If one job sharing partner is removed, dismissed, resigns, or otherwise is separated from service, the remaining job-share teacher must:
 - a) assume the role on a full-time basis; or
 - b) find another job-share partner (with approval of the District); or
 - c) apply for and be selected to fill another part-time position in the District (if available and approved by the District); or
 - d) resign.
10. The Superintendent or designee shall be responsible for reviewing, evaluating and recommending all guidelines that pertain to job sharing.
11. The Superintendent in his/her sole discretion may discontinue the use of any job-share team at any time and such decision shall not be an abuse of discretion and shall not be subject to grievance or review. In the event that the Superintendent discontinues the use of any job-share team, the job-share team members shall:
 - a) accept either the part-time (0.5 FTE) or full-time (1.0 FTE) teaching assignment offered by the District; or
 - b) resign.

Rule Approved: February 21, 2000
Revised: May 2, 2005
[September 17, 2018](#)

Millard Public Schools
Omaha, Nebraska

AGENDA SUMMARY SHEET

Agenda Item: Reaffirm Policy 6203: Curriculum, Instruction, and Assessment- Taught Curriculum-Lesson (Instructional) Plans

Meeting Date: September 17, 2018

Background/Description: This policy is due for review based on our seven-year cycle.

Action Desired: Reaffirm Policy 6203: Curriculum, Instruction, and Assessment- Taught Curriculum-Lesson (Instructional) Plans

Policy / Strategic Plan

Reference: N/A

Responsible Person: Heather Phipps, Andy DeFreece, and Tony Weers,

Superintendent's Signature:

A handwritten signature in cursive script, appearing to read "Jim Smith", is written on a light-colored rectangular background.

Curriculum, Instruction, and Assessment

Taught Curriculum - Lesson (Instructional) Plans

6203

Lesson plans are the link between the written curriculum and the taught curriculum. The daily lesson plans shall be used for the implementation of curriculum, instruction, and assessment.

All teachers are responsible for planning and generating weekly lesson plans. Lesson plans shall:

- a. Be aligned with course guides;
- b. be compatible with the school and system wide curriculum;
- c. focus on short-term (i.e., daily and weekly) and long-term (i.e., by grading period and for the year) goals;
- d. address student needs at appropriate levels of difficulty;
- e. result in the alignment of content, instructional strategies, indicators, and assessments;
- f. ensure the use of instructional activities and materials that are selected to develop students' motivation to learn.

The building principal or the designee shall monitor the lesson plans of the teachers assigned to the principal's building.

Policy Adopted: May 17, 1999

Revised: December 5, 2005; March 19, 2012

[Reaffirmed: September 17, 2018](#)

Millard Public Schools
Omaha, Nebraska

AGENDA SUMMARY SHEET

Agenda Item: First Reading of Policy 8210:
Internal Board Policies - Orientation of New Board Members

Meeting Date: September 17, 2018

**Background/
Description:** This policy is being reviewed based on our seven-year cycle.

Action Desired: First Reading of Policy 8210:
Internal Board Policies - Orientation of New Board Members

**Policy /
Strategic Plan
Reference:** N/A

Responsible Person(s): Dr. Jim Sutfin

Superintendent's Signature:

A handwritten signature in cursive script that reads "Jim Sutfin". The signature is written in black ink on a light-colored background.

Internal Board Policies**Orientation of New Board Members****8210**

The Board of Education shall provide orientation for newly ~~elected~~ incoming Board members of the Board of Education.

Related Policies & Rules: 8210.1

Policy Adopted: December 17, 1990

Policy Revised: September 9, 1996; December 2, 2002, [October 1, 2018](#)

Reaffirmed: August 15, 2011

Millard Public Schools
Omaha, NE

Internal Board Policies

Orientation of New Board Members

8210.1

I. Documentary materials applicable and appropriate for performance of the duties and responsibilities of school board members will be given to each new incoming Board member. The materials shall be supplied by the Superintendent who will review and explain the use and purpose of the documents and materials. The Superintendent shall introduce the newly-elected incoming Board members to administrative personnel and the Superintendent and the administrators shall review, explain and discuss the services each performs for the Board.

II. Upon election, the newly elected incoming Board members shall be invited and encouraged to attend Board meetings and also the Nebraska Association of School Boards Convention workshops held in November.

III. The newly-elected incoming Board members shall be advised of the rules of attorney/client communications as those rules apply to the Board and restrictions on the disclosure of such communications. The newly-elected incoming members shall be advised as to the care and custody of confidential information received as a Board member and the legal restrictions on the disclosure of the contents of staff and student files.

IV. The Board President will be responsible for conducting an informational session with the newly-elected incoming Board members before the incoming member takes office. No more than two other Board members shall attend the informal session. The newly-elected incoming members, at the informal session, will be advised on the laws which pertain to open and closed or executive sessions and meetings and Robert's Rules of Order. The newly-elected incoming members, shall be given by the Board President, a copy of a current edition of Robert's Rules of Order. Newly-elected incoming Board members shall be furnished, ~~office materials,~~ a computer, and be provided a [Internet access](#).

V. Newly-elected incoming Board members will be provided with an identification badge, which shall be worn whenever the Board member is on District property and performing duties as a Board member.

VI. Newly-elected incoming Board members and re-elected Board members will be installed by the Board President or designee and take the oath of office at the first meeting of their terms.

Related Policies & Rules: 8210

Rule adopted: December 2, 2002
Revised: August 15, 2011, [October 1, 2018](#)

Millard Public Schools
Omaha, NE

AGENDA SUMMARY SHEET

Agenda Item: Reaffirm Policy 8340: Internal Board Policies - Meetings

Meeting Date: September 17, 2018

**Background/
Description:** This policy is being reviewed based on our seven-year cycle.

Action Desired: Reaffirm Policy 8340: Internal Board Policies - Meetings

**Policy /
Strategic Plan
Reference:** N/A

Responsible Person(s): Dr. Jim Sutfin

Superintendent's Signature:

A handwritten signature in black ink that reads "Jim Sutfin". The signature is written in a cursive style and is positioned on a light gray rectangular background.

Internal Board Policies

Meetings

8340

All Board meetings shall be open to the public unless the majority affirmatively votes for a closed session as provided by law. Board meetings shall be held at a stated time and place.

A quorum consists of the majority of the Board. Unless otherwise provided by law that the item of business requires a majority vote of all the Board members, a majority vote of the quorum shall be sufficient for the passing of the matter presented to the Board

Legal Reference: [Neb. Rev. Stat. §84-1407](#) ~~Legal Reference: RRS 79-1408~~ et seq.

Related Policies & Rules: 8340.1, 8340.2, 8340.3

Policy Adopted: August 12, 1991

Revised: December 16, 2002

Reaffirmed: August 1, 2011, [September 17, 2018](#)

Millard Public Schools

Omaha, NE

AGENDA SUMMARY SHEET

Agenda Item: Approval of Rule 8340.1: Internal Board Policies - Meetings

Meeting Date: September 17, 2018

**Background/
Description:** This rule is being reviewed based on our seven-year cycle.

Action Desired: Approve Rule 8340.1: Internal Board Policies - Meetings

**Policy /
Strategic Plan
Reference:** N/A

Responsible Person(s): Dr. Jim Sutfin

Superintendent's Signature:

A handwritten signature in black ink that reads "Jim Sutfin". The signature is written in a cursive style and is positioned on a light gray rectangular background.

Internal Board Policies

Meetings

8340.1

Notice of Meetings and Contents of the Agenda

Reasonable advance publicized notice of the time and place of all meetings shall be transmitted to all Board members and to the public by a method designated by the Board and recorded in the minutes. The notice shall contain an agenda of subjects known at the time of the publicized notice, or a statement that the agenda, which shall be kept continually current, shall be readily available for public inspection at the Don Stroh Administration Center during normal business hours. Except for items of an emergency nature, the agenda shall not be altered later than twenty-four (24) hours before the scheduled commencement of the meeting.

Board Meetings and Committee Meetings will begin at 6:00 p.m. If there would be any deviation from these times, it will be publicized in an advance notice of the meeting(s).

The Secretary or other designee of the Board shall maintain a list of the news media requesting notification of meetings and shall make reasonable efforts to provide advance notification to them of the time and place of each meeting and the subjects to be discussed at that meeting.

Emergency Meetings

~~The Board shall have the right to modify the agenda to include items of an emergency nature at the Board meeting.~~ When it is necessary to hold an emergency meeting without reasonable advanced public notice, the nature of the emergency shall be stated in the minutes and any formal action taken in such meeting shall pertain only to the emergency. Such emergency meetings may be held by means of electronic or telecommunication equipment. If any news media have requested notification of Board meetings, the Secretary or other designee shall make reasonable efforts to provide advance notification to them of the time and place of the emergency meeting and the subjects to be discussed at that meeting. Complete minutes of such emergency meetings specifying the nature of the emergency and any formal action taken at the meeting shall be made available to the public by no later than the end of the next regular business day.

Legal Reference: ~~RRS 84-1411~~ Neb. Rev. Stat. §84-1411

Related Policies & Rules: 8340, 8340.2, 8340.3

Rule Approved: August 12, 1991

Revised: April 13, 2009, August 1, 2011, September 17, 2018

Reaffirmed: December 16, 2002

Millard Public Schools
Omaha, NE

AGENDA SUMMARY SHEET

Agenda Item: Approval of Rule 8340.2: Internal Board Policies - Meetings

Meeting Date: September 17, 2018

**Background/
Description:** This rule is being reviewed based on our seven-year cycle.

Action Desired: Approve Rule 8340.2: Internal Board Policies - Meetings

**Policy /
Strategic Plan
Reference:** N/A

Responsible Person(s): Dr. Jim Sutfin

Superintendent's Signature:

A handwritten signature in cursive script that reads "Jim Sutfin". The signature is written in black ink on a light-colored background.

Internal Board Policies

Meetings

8340.2

Rights of the Public

The public shall have the right to attend and the right to speak at Board meetings, and all or any part of a Board meeting, except for closed sessions, may be videotaped, televised, photographed, broadcast, or recorded by any person in attendance by means of a tape recorder, camera, video equipment, or any other means of pictorial or sonic reproduction or in writing.

The Board may make and enforce reasonable rules and regulations regarding the conduct of persons attending, speaking at, videotaping, televising, photographing, broadcasting, or recording Board meetings.

The Board is not required to allow citizens to speak at each meeting, but shall not forbid public participation at all meetings.

No members of the public shall be required to identify themselves as a condition for admission to the meeting. The Board may require any member of the public desiring to address the Board to identify himself/herself.

Upon request, the Board shall make a reasonable effort to accommodate the public's right to hear the discussion and testimony presented at the meeting.

The Board shall make available at the meeting, for examination or copying by members of the public, at least one copy of all reproducible written material to be discussed at an open meeting.

[At least one current copy of the Open Meetings Act shall be made available by posting in the meeting room at a location accessible to members of the public. At the beginning of the meeting, the public shall be informed about the location of the posted information.](#)

Legal Reference: ~~RRS 84-1412~~ [RRS 84-1412](#)

Related Policies & Rules: 8340P, 8340.1, 8340.3

Rule Approved: August 12, 1991

Reaffirmed: December 16, 2002; August 1, 2011

Revised: [September 17, 2018](#)

Millard Public Schools
Omaha, NE

AGENDA SUMMARY SHEET

Agenda Item: Reaffirm Rule 8340.3: Internal Board Policies - Meetings

Meeting Date: September 17, 2018

**Background/
Description:** This rule is being reviewed based on our seven-year cycle.

Action Desired: Reaffirm Rule 8340.3: Internal Board Policies - Meetings

**Policy /
Strategic Plan
Reference:** N/A

Responsible Person(s): Dr. Jim Sutfin

Superintendent's Signature:

A handwritten signature in black ink that reads "Jim Sutfin". The signature is written in a cursive style and is positioned on a light gray rectangular background.

Internal Board Policies

Meetings

8340.3

Chance Meetings, Conventions, and Workshops

Policies and rules drafted for the conduct of Board meetings shall not apply to chance meetings or to attendance at or travel to conventions or workshops of Board members at which there is no convened meeting of the Board and provided that there is no vote or other action taken regarding any matter over which the Board has supervision, control, jurisdiction, or advisory power.

Legal Reference: ~~RRS~~[Neb. Rev. Stat. §84-1410](#)

Related Policies & Rules: 8340P, 8340.1, 8340.2

Rule Approved: August 12, 1991

Revised: December 16, 2002

Reaffirmed: August 1, 2011, [September 17, 2018](#)

Millard Public Schools
Omaha, NE

AGENDA SUMMARY SHEET

Agenda Item: Approval of Professional Services Contract for Mueller Robak LLC

Meeting Date: September 17, 2018

Background/Brief

Description: This contract is for professional services from the lobbying firm of Mueller Robak LLC. The proposed contract is for a duration of two years with no fee increase. Below is a history of fees paid for lobby services to Mueller Robak LLC over ten years.

2020: \$55,000

2019: \$55,000

2018: \$55,000

2017: \$55,000

2016: \$50,000

2015: \$50,000

2014: \$50,000

2013: \$50,000


2012: \$50,000

2011: \$50,000

Action Desired: Approval

Policy / Strategic Plan**Reference:**

Responsible Person(s): Nolan Beyer

Superintendent's Signature:

PROFESSIONAL SERVICES CONTRACT

THIS CONTRACT is made by and between Millard Public Schools, hereinafter referred to as "Principal" and the lobbying firm of Mueller Robak LLC, 530 South 13th Street, Suite 110, Lincoln, Nebraska 68508 hereinafter referred to as "Lobbyist."

WITNESSETH, that Principal and Lobbyist for the consideration hereinafter named agree as follows:

ARTICLE I

Lobbyist shall undertake the professional representation of the legislative interests of Principal before the Nebraska State Legislature during the period January 1, 2019 through December 31, 2020. Any special session convened during the term of this Contract is expressly excluded from this Contract. Lobbyist shall use its best efforts in the performance of this Contract, and shall devote such time, personnel, and resources in the performance of such Contract as in Lobbyist's reasonable judgment will provide the highest probability of success. It is mutually understood and agreed that Lobbyist cannot and does not either expressly or impliedly guarantee or warrant the result of its efforts. It is understood and agreed that Principal is retaining Lobbyist to provide lobbying services and not legal services and no attorney-client relationship is created hereunder between the Parties.

ARTICLE II

It is agreed that representation under this Contract involves monitoring and actively lobbying legislative bills and resolutions introduced in the Nebraska Legislature of interest to Principal. Lobbyist will read all legislative bills and resolutions. Lobbyist will monitor the activities of the Legislature and be generally aware of legislative issues of interest to Principal. Lobbyist will provide copies of bills to Principal which Lobbyist has identified as being of possible interest to Principal and Lobbyist will inform Principal as to their status in the legislative process. Lobbyist will be available to report to Principal by telephone, in writing or in person upon reasonable request. Lobbyist will be available for advice and consultation to Principal on relevant legislative issues pending before the Nebraska Legislature.

If extraordinary lobbying time and effort is required during the legislative session or in the interim, the parties shall negotiate a supplemental fee for the additional time and effort involved.

ARTICLE III

Principal shall pay to Lobbyist the fixed fee of \$110,000.00 for providing services under this Contract, payable in four (4) equal installments of \$13,750.00 each payable on January 5, April 5, July 5, and October 5, 2019 and \$13,750.00 each payable on January 5, April 5, July 5, and October 5, 2020. Incidental expenses, including lobbyist registration fees and reasonable entertainment expenses, shall also be payable by Principal and will be billed separately to Principal. The payments authorized under this agreement will be applied to the payment of the Principal's account and are earned upon receipt. In the event this contract is terminated during the legislative session, Lobbyist shall be entitled to a pro rata portion of the fixed fee based on the number of legislative days of the session which have transpired prior to the date of termination. If the Contract is terminated after the legislative session concludes, Lobbyist shall be entitled to the entire fixed fee provided in this contract.

ARTICLE IV

It is understood that Lobbyist shall not be deemed an employee, agent, partner or joint venturer of Principal, but is acting solely as an independent contractor for all purposes and at all times. Principal acknowledges that Lobbyist has now and may hereafter acquire other clients for whom Lobbyist provides lobbying services and that the services of Lobbyist are not exclusive to Principal.

ARTICLE V

Principal recognizes that Lobbyist is engaged in the business of lobbying for a number of clients. From time to time an issue of legislative concern may affect more than one of Lobbyist's clients. Principal and Lobbyist further recognize that the legislative interests of Principal and other clients of Lobbyist may not always be compatible. Any conflict of interest which arises with respect to any legislative issue will be brought to the attention of all affected clients by Lobbyist and will be resolved in the following manner: (1) An attempt will be made to resolve or compromise the conflict between clients. Such a compromise must be agreed to by all affected clients; (2) If a client elects to withdraw the conflicting issue from its legislative program, the conflict of interest will be considered resolved; (3) If a conflict is not resolved by a client's withdrawal of the issue or mutual compromise of the conflicting points of view, Lobbyist shall continue to represent, on the conflicting issue, only the legislative interests of the client which has had Mueller Robak LLC or one or more of its current or past lobbyists as a registered lobbyist for the longest continuous period of time. In this circumstance, Principal agrees that it will not object in any manner to

this continued representation. For purposes of this article, client includes any parent, subsidiary or affiliated entity of such client.

ARTICLE VI

Principal and Lobbyist shall comply, at their expense, with all applicable federal and state laws, regulations and executive orders relating to lobbyists. Lobbyists will be available to discuss accountability procedures in order that Principal complies with all accountability laws, regulations and executive orders. However, the responsibility to comply with the laws of the State of Nebraska relating to Principal remains with Principal.


ARTICLE VII

This Contract constitutes the entire agreement between Principal and Lobbyist with respect to the subject matter hereof and shall not be amended or modified without specific written provision to that effect, signed by all parties. No oral agreement of any person whomsoever shall, in any manner or degree, modify or otherwise affect the terms and provisions of this Agreement.

MILLARD PUBLIC SCHOOLS
PRINCIPAL

MUELLER ROBAK LLC
LOBBYIST

By: 

By: 
WILLIAM J. MUELLER

Title: President & CEO

Title: Senior Partner

Date: 9-17-18

Date: 8-22-18





Millard Public Schools Executive Summary

Overview - Facility Operations

September 17, 2018



Executive Summary:

The following report is a recap of activities and initiatives within Facilities Management Operations through September 2018.

The facilities management team has been faced with several challenges this year including custodial staff reductions, employee time and attendance issues, along with a new heightened focus on athletic field management. We have off-set these challenges with a proactive approach as we continue to reset expectations and outcomes.

Without a doubt, reductions in staffing have created some strain within buildings. With employees as the focus we have re-aligned responsibilities, adjusted daily and weekly schedules and have modified cleaning plans to ensure buildings are being maintained in an efficient manner. In some cases we have added new equipment to offset reductions and to help improve efficiencies and productivity. At this point staff is adjusting, but we continue to monitor the situation closely.

Another focus has been employee time and attendance. Knowing this also has a direct impact on staff reductions we have taken a harder line with our call out procedure. This includes sick day usage/abuse, vacations and general issues regarding absenteeism related to building, weather and holiday events. We have created a tracking system to monitor daily activity and changed the call out procedure to ensure timely notification. We have also increased communication with staff to ensure they are fully aware of our requirements and the requirements as stated in the union bargaining agreement. This heightened focus has made some positive impact on time and attendance but we continue to refine the process and work with our biggest offenders on a one-to-one basis.

Over the past year we have also taken a hard look at the outcomes and conditions of our athletic fields and maintenance plan. Our goal out of this department is to have other districts come to us to see how we do things because the fields look so good. To take this to a level where we felt it needed to be, we had to add specific focus. In the spring of this year we hired Mark Meyer to oversee management of the athletic field's district wide. Mark was tasked with dialing in an economical formula that creates great fields with proper chemical, granular and specific soil management as it relates to the campus. Mark is well on his way with this process which has created new ways of field management, new equipment to ensure proper care and new eyes with detailed expectations as we continue to build the program.



Executive Summary Continued:

Through re-structuring of the grounds department we were able to bring on Manager DJ Clark who now has a specific focus on general ground maintenance throughout the district. This includes the First Fifty Feet initiative, general mowing and grounds maintenance, snow removal, etc. He has also been tasked with improving productivity and general ongoing operations. To date he has also made great strides in cosmetic conditions along with team productivity.

We have initiated new efforts in the custodial maintenance department as well. This includes improvements in the building inspection process, ongoing feedback on performance, and process driven action plans for individuals who may need help. This is an effort to ensure ongoing communications with staff for feedback and development.

For the new school year we are evaluating the interview process for all facilities departments. This includes scoring, interview questions, interview process, onboarding and the overall new employee experience. Helping to drive these improvements is Angela Freeman, our new Human Resources Manager who joined us last year. Angela along with Marshall Vogel our new Safety Manager is working together on behalf of our new and existing staff. They are working to ensure staff is trained properly, on boarded in a positive manner so they truly understand the expectations of MPS in their role.

Please see the following information as it provides more detail to our upcoming initiatives along with accomplishments within Facility Operations:



YTD Initiatives 2018 – Facilities Management

- **Teacher/Principle Survey Process:**
 - Continue with electronic format.
 - Analyze questions and content.
 - Increase the frequency of surveys.
 - Increase the audience/recipients.

- **Employee Interview, Onboarding, Performance Evaluation Process:**
 - Update recruiting process to find best candidates.
 - Better utilize Talent Ed to make the hiring process more proficient.
 - Evaluate and update all facility job descriptions.
 - Update interview scoring process for Custodial and Trades.
 - Improve interview and selection process by updating questions and assessments.
 - Qualifying all applicants and recommending next steps.
 - Improvement of recruiting life cycle.

- **Building Quality Inspection Process:**
 - All staff to be evaluated more often – goal quarterly.
 - Add time and attendance scores.
 - Add attitude and cooperation scores.
 - Add customer service scores.
 - Add scoring for going above and beyond.
 - Reward high scoring staff.
 - Include action plan for those individuals needing help.
 - Use as an evaluation tool for internal candidates.
 - These improvements are focused on continual feedback to staff not just annual.

- **Athletic Fields Management Focus:**
 - New manager hired – Mark Meyer
 - Expertise in horticulture, golf course management and soil.
 - Create specific pm formula for each field to manage conditions.
 - Create tracking mechanism to enable ongoing communication with A.D.'s.
 - Test, manage, evaluate on a continual basis to create great fields.
 - In process of developing Regional Facilities Engagement Team.

- **General Grounds Operational Efficiencies:**
 - Through re-organization hired manager DJ Clark.
 - Expertise in irrigation, landscape, and plant management.
 - Improve team productivity with on campus operations.
 - First Fifty Feet
 - Ensure we have proper tools and equipment to get the job done efficiently.
 - Evaluate scheduling and mapping to ensure we are productive.
 - Overall cosmetics and detail at each building.



- **Employee Engagement / Recognition:**
 - Staff needs to be recognized more, not just during evaluations.
 - Recognition quarterly through manager feedback.
 - Utilize Twitter and newsletters and social media to show great things happening.
 - Manager engagement.
 - Focus on staff

- **Leverage Internal Relationship with Project Team:**
 - Continue to identify ways to coordinate requested work together.
 - Utilize process to approve or decline internal requests.
 - Through group census, identify requests we can take on within operations budget.
 - Leverage efforts to reduce financial cost to Millard Public Schools.



Completed Large Scale Facilities Projects:

- MWHS Irrigation – This work has been removed from the 2019 summer project list. Corrections and isolations were diagnosed internally creating substantial savings opening more funds for the project team to utilize.
- KMS – Boiler replacement with high efficiency water heater, also eliminating large storage tank.
- CMS – Installed isolation valves on steam boilers to create redundancy.
- Norris – Asbestos abatement along with boiler valves.
- Cather – Replacement of walk-in freezer and cooler.
- Sandoz – Replacement of walk-in freezer and cooler.
- Cody – Replacement of walk-in freezer and cooler.
- Harvey Oaks – Replaced kitchen temperature controls with digital technology.
- MSHS – Chiller plant controls replacement for chillers, towers and pumps.
- MNHS – Replacement of 3 of 8 compressors on failed chiller.
- AMS – Replaced exterior building lights with efficient LED lighting.
- Extensive concrete repairs and replacement throughout the district.
- Morton – Building move out to accommodate flooring replacement.
- Partnered with the Project Team on various projects throughout the year.



General Highlights:

- Annual Expectations Meeting September 11, 2018
- Facilities opening Day – July 31, 2018 MSHS
- Facilities opening included OFD, vendor equipment training, roll-over seatbelt cage with the State Patrol, bucket truck training, stretching and lifting training through yoga.
- 2018 annual safety audit expected before year end.
- Sodexo summer sponsorship – Millard Schools Foundation Golf Outing.
- Bi-monthly visits - Robert Snowden.
- Continued partnership with MPS HR to relieve day to day activities.
- Evaluated capabilities for weed and natural turf maintenance which resulted in obtaining better and more productive equipment.
- Enhanced focus on staff by the addition of a dedicated HR Manager.
- Evaluated staff training resulting new criteria and delivery.
- Successful summer cleaning schedule completed.
- Continued focus on time and attendance.



Staff Training and Development:

- QPR
- Fierce Conversations – Management
- Building Sprinkler Testing
- Asbestos Training
- Pesticides
- Boundaries
- Work Comp Training
- Accident Prevention
- Snow Blowers
- Snow Plows
- Emergencies/Standard Response Protocol
- BBP
- Back Safety and Proper Lifting
- Winter Driving
- Customer Service
- TAZ Machine Training
- First 50 Feet
- Zero October
- Sexual Harassment, Bullying, Proactive Safety
- So Safe
- Safe Day
- Heat Stress
- Chemical Safety
- Slips, Trips and Falls
- Accident Prevention
- Work Comp Training
- Pest Control
- Customer Service
- Distracted Driving
- Drug and Alcohol Training
- Safe Equipment
- Community Message
- Glove Use
- PPE
- First Aid
- Fire Safety
- Emergency Planning
- Ladders
- Hygiene
- Hand Washing



SUMMER MAINTENANCE WORK ORDERS COMPLETED:

Completed as of November 2017

1,787

SUMMER PREVENTATIVE MAINTENANCE “PM’s” COMPLETED:

Through November 2017

1,742



- What We Learned Right Away
- What We Learned Over Time
- What's Next



MWHS
AUGUST 2017

MNHS/
MSHS

SPRING
BREAK
2018



What We Learned Right Away

- Enhanced Gametime Experience
- Enhanced Assemblies, Pep Rallies, Promotion of Activities and School Event

Imagine All of These Students...



Watching This



What We Learned Right Away Enhanced Advertising Revenue

138




What We Learned Over Time

- Enhanced Opportunities for Student-Created Content
- Enhanced Classroom Lessons
- Enhanced Opportunities for Authentic Learning



Student Training and Staff Professional Development r10

- ScoreVision Summer Camp (kid video)
- September Art and Business PD



What's Next



What's Next

- Enhanced Gametime Experience at Buel
- Enhanced Community Events



Imagine A Packed Buell Stadium



Watching This During a Time Out



Next Steps at Buell Stadium

145

Enhanced Opportunity for Branding of the District and the Foundation



AGENDA SUMMARY SHEET

Agenda Item: Student Services 2017-18 Year End Report

Meeting Date: September 17, 2018

Background/

Description:

The Student Services Year End Report provides an overview of data related to various services and functions provided within Student Services such as attendance, enrollment, discipline, health services, counseling services, and crisis response.

Action Desired: Information only

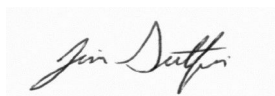
Policy /

Strategic Plan

Reference: 5100, 5110, 5130, 5200, 5220, 5300, 5400, 5410, 5450, 5460, 5470, 5480, 5495, 5490, 5600, 5620, 5900

Responsible Person(s): Bill Jelkin, Director of Student Services

Superintendent's Signature:





***2017/18 STUDENT
SERVICES YEAR
END REPORT***



***Submitted by:
Mr. Bill Jelkin
Student Services Director***

Table of Contents

STUDENT ATTENDANCE & ENROLLMENT

Student Attendance Rates	1
Excessive Absences	1
Millard Students Attending Private Schools	2
Millard Home School Students	2
Wards of State/Court Enrollment	2
Foreign Exchange Enrollment	2
Option Enrolled Students	3
Open Enrolled Students	4
Within District Transfers	4

STUDENT DISCIPLINE

Events by Elementary	6
Events by Secondary	8
Drug and Violence Event Summary	10
Events Associated with Drugs and Alcohol	10
Out of School Disciplinary Resolutions	12
Repeat Offences	15
Ombudsman Education Program	16
Alcohol Breath Testing Device Utilization	16
Disciplinary Hearings	16

STUDENT HEALTH SERVICES

Special Health Care Related Assignments	17
Student Health Screens	17
Health Related Contacts	17

COUNSELING SOCIAL WORK KIDS AT-RISK

District Counseling Contacts	18
Social Workers Contacts	18
Crisis Team	19
Crisis Intervention for Students At-Risk	19
Child Abuse and Neglect	19
School/Community Intervention Program (SCIP) Team Activities	20
Connections Referrals	21

SECURITY & EMERGENCY MANAGEMENT

Hotline Calls	22
School Resource Officers	23

SCHOLARSHIP REPORT

24

Executive Summary

The Executive summary contains an overview of the main topics and related statistics contained in the 2017/2018 Student Services Year End Report. The comparative Statistics for each area are noted below.

	<u>2015/16</u>	<u>2016/17</u>	<u>2017/18</u>
Student Services Attendance/Enrollment			
Overall Attendance Rates	96%	96%	95%
Percentage of MPS Students Attending Private Schools	8%	9%	10%
Percentage of MPS Students In Exempt (Home) School	2%	2%	3%
Open & Option Program Gains and Losses			
Entered the District	726	712	496
Left the District	163	190	196
Within District Transfers-Approved	1,029	1,154	1,100
Wards of State/Court	1%	1%	0.53
Foreign Exchange Students Enrolled	16	9	8
Student Discipline			
Total District Discipline Events	6,375	8,261	7,960
Drug/Alcohol Related Events	158	139	125
Total Out of School Suspensions	1,608	1,347	1,255
Disciplinary Hearings Conducted	7	6	6
Student Health Services			
Health Related Contacts	277,988	297,747	303,701
Health Screens Administered	52,278	53,173	50,156
Counseling and Students At-Risk			
Total Counseling Contacts	51,219	56,266	58,331
Number of Crisis Team Responses	4	4	4
Crisis Interventions By All School Personnel	162	224	220
Suspected Child Abuse and Neglect Reports	125	137	163
School Community Intervention Program Referrals	102	69	56
Connection Program Referrals	151	175	277
High School Based Therapist Referrals	N/A	N/A	75
Security & Emergency Management			
Hotline Activity	44	42	65
Scholarship Report			
Number of Scholarships Accepted	1,136	1,175	1,181
Value of Accepted Scholarships	\$18,378,802	\$23,602,882	\$23,639,363

Student Attendance Rates

Table 1 - Percent of Students in Attendance

High Schools	2015/16	2016/17	2017/18
3 Schools	95%	95%	94%
Middle Schools			
6 Schools	96%	96%	95%
Elementary Schools			
25 Schools	97%	97%	96%
Alternative Schools			
Horizon	73%	78%	78%
Young Adult Program	93%	93%	92%
Ombudsman Program	70%	76%	84%
District Average	96%	96%	95%

Excessive Absences

Table 2 - Number of Excessively Absent Students and County Attorney Referrals

20+ Days Absent District Totals						
District	# of Students	Total Days	Unexcused Days	Excused Days	Medical Days	# Referred
2015/16	1,153	40,065	13,908	26,156	22,560	64
2016/17	1,185	39,567	13,878	25,689	21,968	86
2017/18	1,271	43,861	16,616	27,244	22,855	84
20+ Days Absent by Level						
Elementary	# of Students	Total Days	Unexcused Days	Excused Days	Medical Days	# Referred
2015/16	218	6,064	1,796	4,268	3,548	8
2016/17	225	6,276	1,726	4,550	3,613	5
2017/18	263	7,661	2,283	5,378	4,199	9
Middle	# of Students	Total Days	Unexcused Days	Excused Days	Medical Days	# Referred
2015/16	249	8,228	2,148	6,079	5,348	14
2016/17	244	7,968	2,420	5,548	4,772	14
2017/18	331	10,921	2,751	8,170	6,841	19
High	# of Students	Total Days	Unexcused Days	Excused Days	Medical Days	# Referred
2015/16	686	25,773	9,964	15,809	13,664	42
2016/17	716	25,323	9,732	15,591	13,583	67
2017/18	855	30,989	13,256	17,733	15,446	56
<i>All data is through the last day of school.</i>						
<i>Days absent are rounded numbers calculated by the number of instructional minutes missed.</i>						

Private School Students

Percentages were calculated from the total Millard School District K-12 student population for each year.

Table 3 - Millard Students Attending Private Schools

	2015/16	%	2016/17	%	2017/18	%
K-5	494	2.13%	787	3.41%	947	4.10%
6-12	1,286	5.54%	1,197	5.18%	1,342	5.81%
Totals	1,780	7.67%	1,984	8.59%	2,289	9.91%
Total Millard Resident Student Population	23,220		23,103		23,105	

Home School Students

According to Millard Public School Policy 6680 and accompanying Rules 6680.1 and 6680.2, exempt school students may request programs and services from the Millard School in their attendance area. Percentages were calculated from the Millard Resident K-12 student population for each year.

Table 4 - Millard Home School Students

	2014/15	%	2016/17	%	2017/18	%
K-5	283	1.22%	275	1.19%	293	1.27%
6-12	286	1.23%	292	1.26%	317	1.37%
Totals	566	2.44%	567	2.45%	610	2.64%
Total Millard Resident Student Population	23,220		23,103		23,105	

Wards of State

The total Millard School District K-12 population includes only students attending Millard Public Schools.

Table 5 - Wards of State

	2015/16	2016/17	2017/18
K-5	46	61	51
6-12	76	93	72
Totals	122	154	123
Total Millard Student Population	23,220	23,103	23,105

Foreign Exchange Students

Board Rule 5100.4 allows for the enrollment of up to nine (9) foreign exchange students per year into Millard Public Schools.

Table 6-Foreign Exchange Students

School Attended	Female	Male	Country of Origin
Millard North High	2	1	Taiwan, Denmark, Brazil
Millard South	2	1	Japan, Germany, Denmark
Millard West	2	0	Netherlands, Germany

Option Enrolled Students

For the 2017/18 school year, the following Millard schools were closed to Option Enrollment students: Reagan Elementary, Reeder Elementary, Rohwer Elementary, Upchurch Elementary, Wheeler Elementary, Beadle Middle School, Russell Middle School, Millard West High School.

Table 7 - Option-Out Transfers Out to another School District

District	K	1	2	3	4	5	6	7	8	9	10	11	12	Total	%
Bellevue					1					2		2		5	3%
Bennington												1		1	1%
DC West	1			1			2			3		2	2	11	6%
Elkhorn				1	1				3	2		3		10	6%
Ft Calhoun	1				1				1			1		4	2%
Gretna	1							2				1	2	6	3%
Lincoln	1													1	1%
OPS	10	7	2	6	3	3	3	5	5	5	3	6	0	58	30%
Pap/LaVista	4	1	2		1	1	1	1	6	3	2	3	2	27	14%
Plattsmouth	1			1		1		1						4	2%
Ralston	5	4	1	3	3	2		9	3	9	5	1	1	46	23%
So. Sarpy	2							1						3	2%
Westside	4	1		2	3		1	1	3	2	2	1		20	10%
Yutan													1	1	1%
Totals	30	13	5	14	13	7	7	20	21	26	12	21	7	196	
%	15%	7%	3%	7%	7%	4%	4%	10%	11%	13%	6%	11%	4%		
2016/17	35	14	12	14	14	11	11	15	6	24	11	10	13	190	
2015/16	31	4	12	11	10	14	7	8	9	22	9	15	11	163	

Option Enrolled Students

Board Rule 5100.3 provides the ability for student living outside the Millard Public School the opportunity to option enroll into the District. The Rule outlines the procedures for application and acceptance.

Table 8 - Option Enrollment Transfers into Millard Public Schools

District	KG	1	2	3	4	5	6	7	8	9	10	11	12	Total	%
Ash/Greenwood	1													1	0%
Bellevue	3					1		1		1	1		1	8	2%
Bennington	1										1	2		4	1%
Blair	1													1	0%
DC West	1													1	0%
Elkhorn	9	1	2	1			1			2	2	2		20	4%
Ft Calhoun	1													1	0%
Gretna	5									2	1	1		9	2%
OPS	166	23	13	10	12	18	27	7	6	58	21	24	7	392	79%
Pap LaVista	6		1	1	3	1	1			3	2			18	4%
Plattsmouth	1													1	0%
Ralston	12	2	1		2	1		1		1	2	1	1	24	5%
South Sarpy				1	1		1					1		4	1%
Westside	5	1			1					1	1	1	2	12	2%
Totals	212	27	17	13	19	21	30	9	6	68	31	32	11	496	
%	43%	5%	3%	3%	4%	4%	6%	2%	1%	14%	6%	6%	2%		
2016/17	183	38	36	39	33	32	47	50	39	98	54	42	21	712	
2015/16	210	51	55	47	41	27	39	39	32	81	46	34	24	726	

Table 9 - Total Open Enrolled Students Currently Attending Millard Public Schools

Level	2015/16	2016/17	2017/18
Elementary	1,383	1,350	1,337
Middle	433	571	702
High	732	859	954
Totals	2,548	2,780	2,993

Within District Transfer

Board Rule 5110.1 Transfer of Student within the District outlines the processes and procedures current students must follow to request transfer to another school within the District.

Table 10 - Within District Transfer Requests and Approvals

2015/16	Total Requests	Approved	Denied	Canceled	% of Total Requests Approved
High School	259	188	6	65	73%
Middle School	412	309	10	93	75%
Elem School	682	532	14	136	78%
All Schools	1,353	1,029	30	294	76%
% of Requests		76%	2%	22%	
2016/17	Total Requests	Approved	Denied	Canceled	% of Total Requests Approved
High School	309	252	11	46	82%
Middle School	378	315	16	47	83%
Elem School	800	587	20	193	73%
All Schools	1,487	1,154	47	286	78%
% of Requests		78%	3%	19%	
2017/18	Total Requests	Approved	Denied	Canceled	% of Total Requests Approved
High School	268	211	8	49	79%
Middle School	374	295	8	71	79%
Elem School	799	594	8	197	74%
All Schools	1,441	1,100	24	317	76%
% of Requests		76%	2%	22%	

STUDENT DISCIPLINE

The goal and intention of the District is to enable students to obtain an education within a safe environment, free of violence or the threat of violence, illegal drugs, alcohol, weapons, or any conduct which interferes or disrupts the educational process.

Each school year an emphasis is placed on consistent reporting. To help ensure data is reported consistently, monthly student discipline meetings are held with building principals and assistant principals. An alphabetical listing of “events” complete with detailed definitions was created in 2008 and is annually shared with each building administrator. This “event” listing is reviewed annually by the discipline committee and can also be found in the student information system (SIS). Each time a behavior is entered into the SIS, the list can be easily accessed electronically to ensure the correct “event(s)” are being entered into the system. The reported codes mirror those codes reported to the Nebraska Dept. of Education.

Student Code of Conduct

The Standards for Student Conduct (Rule 5400.6) is a document that defines the disciplinary rules for the Millard School District. These rules are uniform across the District and are approved by the Board of Education each school year. The Standards for Student Conduct are published in the student handbook by each building and are reviewed with students annually. All students are required to acknowledge receipt and understanding of the Student Code of Conduct.

Elementary Behavior Events**Table 11- Elementary School Events for 2017/18**

Code	Events	ABB	ACK	ALD	BLA	BRY	CAT	COD	COT	DIS	EZR	HAR	HIT	HOL	MON	MOR	NEI	NOR	REA	REE	ROC	ROH	SAN	UPC	WHE	WIL	TOTAL
1	Physical Assault		1		3	1	1	2	2		3		3	3		2	2			3	9	1	5	3	1		45
2	Fighting			2	3			6		2	3	12	1	4			11	12	1	1	4		13		2		77
3	Pushing/Shoving	1	5		7		2	1	10	5	37			7	23	1	14	147	6	11	2		43		2	4	328
4	Threats - Level 1	3		3	5	5	2	2	11	7		3		1	6	5	12	11	4	2	2		11	4	5	8	112
5	Threats - Level 2							1	2	1		1		4	2	4	1	2		11						1	30
6	Threats - Level 3								1					1								1					3
8	Physical Injury							1	1	8	4					4	3	10	1			4	3		1	1	41
10	Other Dangerous Weapons		1							1																	2
11	Poss. Pro Objects			1		3	1			1														2	1		9
14	Sexual Harassment								4	1			1		1		1		1					3			12
15	Harassment			7		1	1		16			2			1		4	1			1	8	2	1	2	4	51
16	Bullying				5	1	1		9		5	5	2		1	1		6	5	2	1		6	2	4		56
29	Public Indecency							3				1	1	2			2			2			1	1	1		14
33	Larceny (Theft)	3	1	5	4	3	6	7	8	3	4	7		1	3	1	2	4								2	64
40	Insubordination	16	12	2	1	23	6	4	40	6	83		1	7	10	2	27	70	4	5	18	13	33	11	8	23	425
41	Disruptive Behavior	24	25	6	39	26	13	221	98	26	91	27	18	25	32	25	70	139	29	34	12	17	47	25	18	49	1,136
64	Sexual Contact							1																			1
76	Repeated Offenses				1		1					3		2		1	4				2						14
77	Harm to Self																1										1
82	Bullying - Title VI								1			1															2
92	Harass. – Title VI			1					1					1													3
94	Not following Inst.																	1									1
95	Failure to Comply	1	19		1		1	52		1	1	2		3		29		14		7	1	12	5		18	1	168
96	Run Away			1				1			1							5					1		1		10
98	Use/Poss. Dangerous Weapon				1																						1
99	Pornography											1															1
	2017/18	48	64	28	70	63	35	302	204	62	232	65	27	61	79	75	154	422	51	78	52	56	170	52	64	93	2,607
	2016/17	75	92	43	73	117	30	152	132	131	198	86	80	61	83	56	219	335	53	68	51	69	315	59	68	83	2,729
	2015/16	44	22	26	48	29	13	110	78	41	80	45	66	52	35	37	71	160	40	91	5	37	102	24	48	54	1,358

Elementary Behavior Events**Table 12 - Total Elementary Events by Year**

Code	Events	2015/16	2016/17	2017/18
1	Physical Assault	64	125	45
2	Fighting	35	102	77
3	Pushing/Shoving	195	288	328
4	Threats - Level 1	61	114	112
5	Threats - Level 2	31	26	30
6	Threats - Level 3	4	1	3
7	Bomb Threat			
8	Physical Injury	29	15	41
10	Other Weapons	2		2
11	Poss. Prohib. Objects	10	11	9
14	Sexual Harassment	12	12	12
15	Harassment	30	57	51
16	Bullying	47	46	56
25	Tobacco – Poss. Of	1		
29	Public Indecency	4	11	14
33	Larceny (Theft)	34	58	64
40	Insubordination	199	601	425
41	Disruptive Behavior	484	1,045	1,136
58	Possession of Medications			
64	Sexual Contact		1	1
76	Repeated Offenses	9	17	14
77	Harm to Self	6	2	1
81	Bullying - Title II			
82	Bullying - Title VI		1	2
83	Bullying - Title IX			
91	Harassment - Title II		1	
92	Harassment - Title VI		5	3
93	Harassment - Title IX		1	
94	Not following Instruction	16	34	1
95	Failure to Comply	75	122	168
96	Run Away	10	33	10
98	Use/Poss. Dangerous Weapons			1
99	Pornography			1
	Totals	1,358	2,729	2,607

Secondary Behavior Events**Table 13 - Secondary School Events for 2017/18**

Code	Events	AMS	BMS	CMS	KMS	NMS	RMS	NHS	SHS	WHS	HHS	OMB	SUM	YAP	Total
1	Physical Assault	1	1	9	3	1	2	3	5	3	3		1		32
2	Fighting	13	2	29	10	12	8	14	32	9	5				134
3	Pushing/Shoving	35	43	107	40	41	58	7	17	2				1	351
4	Threats - Level 1	8	5	24	6	22	16	4	9	4	2				100
5	Threats - Level 2	5		10	1	9	7	5	3	2	1				43
6	Threats - Level 3		1	2		1	1	2		3	1				11
8	Physical Injury	2			1		8	1	6	1					19
10	Other Weapons	1		2					4	1					8
11	Poss. Pro Objects			7		2	1	7	4	3					24
13	Sexual Assault Att.							1							1
14	Sexual Harassment	1	1	9	6	5	4	4	6	1					37
15	Harassment	49	47	76	35	14	14	9	23	8			1		276
16	Bullying	3	5	17	1	15	6	5	3	4	4				63
17	Drugs - Poss.			2	1	2	6	6	19	9	2				47
18	Drugs - Use/Und Infl								9	6	3				18
19	Drugs - Dist. Of					1	5	2		3	1				12
20	Distr. Alcohol			1					4	1					6
21	Alcohol Poss.			3				4	5	2					14
22	Alcohol Use/Und Inf								6	2	1				9
25	Tobacco – Poss. Of	13		5	3	2	4	22	24	23	14				110
26	Tobacco - Use of	1	4	1	3	5	4	33	39	18	11				119
29	Public Indecency	1		1					1	3					6
33	Larceny (Theft)	3	4	6	13	4	6	8	34	1					79
34	Arson/False Fire Alarm								1						1
40	Insubordination	95	40	92	45	47	112	99	193	45	53		3		824
41	Disruptive Behavior	302	182	390	148	260	209	119	300	96	46		6		2,058
58	Poss. of Med.			1	3	1		2	3		1				11
60	Transportation of Med.								1						1
61	Dist. Presc. Medications			3				2							5
62	Dist. Non-Presc. Med.										2				2
64	Sexual Contact	1				1			3	1					6
76	Repeated Offenses	22	7	14	21	15	14	2	42	2			1		140
77	Harm to Self					6	18		1	1					26
82	Bullying - Title VI					2			1						3
83	Bullying - Title IX			2											2
91	Harass. – Title II		8	1	4										13
92	Harass. – Title VI	2	3	4		4	5			1					19
93	Harass - Title IX				3					4					7
94	Not Following Inst.	1													1
95	Failure to Comply	7	67	1	17	240	12		70	6					420
98	Use/Pos. Danger Weap			1					3		1				5
99	Pornography	1		3	3	1	1	1							10
	2017/18	567	420	823	367	713	521	362	871	265	151	0	12	1	5,073
	2016/17	422	353	1517	357	640	609	463	783	145	209	7	22	5	5,532
	2015/16	786	437	983	450	568	489	518	790	276	329	1	10	4	5,641

Secondary Behavior Events**Table 14 - Total Secondary Events by Year**

Codes	Events	2015/16	2016/17	2017/18
1	Physical Assault	37	27	32
2	Fighting	126	142	134
3	Pushing and Shoving	476	414	351
4	Threats - Level One	83	77	100
5	Threats - Level Two	32	60	43
6	Threats - Level Three	9	8	11
8	Physical Injury	12	16	19
9	Guns		1	
10	Other Weapons	3	4	8
11	Poss Prohib Objects	37	10	24
13	Sexual Assault Attempted	1	1	1
14	Sexual Harassment	57	57	37
15	Harassment	206	279	276
16	Bullying	97	85	63
17	Drugs - Poss of	50	54	47
18	Drugs - Use/Under Infl	46	20	18
19	Distribution of Drugs	14	7	12
20	Distribution of Alcohol	5	7	6
21	Alcohol - Poss of	17	18	14
22	Alcohol - Use/Under Infl	8	17	9
25	Tobacco - Poss of	63	27	110
26	Tobacco - Use of	33	41	119
29	Public Indecency	7		6
33	Larceny (Theft)	86	71	79
34	Arson/False Fire Alarm	2	4	1
40	Insubordination	1,358	1,170	824
41	Disruptive Behavior	2,037	2,226	2,058
58	Poss of Medications	10	12	11
59	Use of Medications		1	
60	Trans of Medication			1
61	Dist Presc Meds	2	3	5
62	Dist Non-Presc Meds	3		2
64	Sexual Contact	14	9	6
76	Repeated Behavior	120	140	140
77	Harm to Self	12	19	26
81	Bullying - Title II	1	1	
82	Bullying - Title VI	3	1	3
83	Bullying - Title IX	1	2	2
91	Harassment - Title II	1	1	13
92	Harassment - Title VI	15	17	19
93	Harassment - Title IX	13	7	7
94	Not Following Instruction	129	50	1
95	Failure to Comply	410	424	420
96	Run Away	1		
98	Use/Poss. Dang Weapons	4	2	5
99	Pornography			10
	Totals	5,641	5,532	5,073

Drugs and Violence Events

The event categories that were disaggregated for violence indicators include: physical assault, fighting, threats-level one, threats-level two, and threats-level three, bomb threat, physical injury, guns, and other weapons. “Firearms” refer to all types of guns including pellet, air-soft, paint ball, stun guns and BB guns. This data is cyclical when compared to data gathered over the past three years.

Acts of threats or violence directly impact school safety and must be addressed by District discipline procedures as well as safety programs. We strive to identify students who have violent tendencies so they are monitored and placed in appropriate educational programs as needed and required by law.

Table 15 - Events Associated with Violence against Others

Event	2015/16	2016/17	2017/18
Physical Assault	102	152	77
Fighting	161	244	211
Threat Level 1	144	191	212
Threat Level 2	63	86	73
Threat Level 3	13	9	14
Bomb Threat			
Physical Injury	41	31	60
Firearms		1	
Other Dangerous Weapons	5	4	10
Poss. Certain Prohibited Objects		21	33
Use and Possession Dangerous Weapons	4	2	6
Totals	533	741	696

Drug and Alcohol Events

The District’s drug detection dog, alco-sensors (breathalyzers/wands) as well as aerosol sprays designed to detect drug residue continue to be used. Parents of students, who have been sanctioned regarding the use of alcohol or other drugs have shared that our suspension reduction program is helpful.

Table 16 - Events Associated with Drug and Alcohol

	2015/16	2016/17	2017/18
Drugs	110	81	77
Alcohol	30	42	29
Medications	18	16	19
Totals	158	139	125

Secondary Suspensions & Expulsions**Table 18 - Secondary Out of School Resolutions by Event for 2017/18**

Event	AMS	BMS	CMS	KMS	NMS	RMS	NHS	SHS	WHS	HHS	SUM	OMB	YAP	Res.	Total
1 Physical Assault								2						Expul	4
	1	1	9	1	1	1	3	3	3	1				LT Sus	24
											1			ST Sus	1
2 Fighting							2							Expul	2
					1		1	1	2	1				LT Sus	6
	5	2	29	10	10	8	11	30	7	4				ST Sus	116
3 Pushing and Shoving		2	59	1	7		1	12	1				1	ST Sus	84
4 Threats - Level 1								1						EMExc	1
		2	1	1	7	1	2	1						ST Sus	15
5 Threats - Level 2							1							Expul	1
	1			1	2			1	1					LT Sus	6
	3		10		7	4	4	2	1	1				ST Sus	32
6 Threats - Level 3									1					Expul	1
			1		1	1	2		1					LT Sus	6
		1							1	1				EMExc	3
8 Personal Injury								1						Expul	1
						1	1	3						LT Sus	5
	1			1		2		2	1					ST Sus	7
10 Other Dangerous Weapons								3						Expul	3
	1		1											LT Sus	2
			1					1	1					ST Sus	3
11 Poss. Prohibited Object							1	1						LT Sus	2
			6		2	1	5	3	2					ST Sus	19
13 Sexual Assault/Attempted							1							Expul	1
14 Sexual Harassment				1	4	1								LT Sus	6
			5	2	1	3	4	3						ST Sus	18
15 Harassment	1							1	3					LT Sus	5
	2		12	1	4		2	3	1					ST Sus	25
16 Bullying					1	2								LT Sus	3
			9		3	2	5							ST Sus	19
17 Drugs - Possession							2	5		2				Expul	9
			2	1	1	2	3	12	9					LT Sus	30
18 Drugs- Use/Under Influence										1				Expul	1
							9	6	2					LT Sus	17
19 Drugs - Distribution					1	5	2		3	1				Expul	12
20 Alcohol - Distribution			1					4	1					Expul	6
21 Alcohol - Possession								1						Expul	1
			3				3	2	2					LT Sus	10
22 Alcohol - Use/Under Influence								6	1	1				LT Sus	8
25 Tobacco - Possession					1									LT Sus	1
	1		4	1	1	2	17	6	4	6				ST Sus	42
26 Tobacco - Use of					5			2						LT Sus	7
		4		3		2	28	32		5				ST Sus	74
29 Public Indecency									1					Expul	1
			1					1	2					ST Sus	4
33 Larceny/Theft							2							Expul	2
				1				1						LT Sus	2
			2	2			5	18	1					ST Sus	28

Out of School Disciplinary Resolutions**Table 19 - Total Elementary Out of School Resolutions**

Resolutions	2015/16	2016/17	2017/18
Expulsion			
Mandatory Reassignment			
Long-Term Suspension	1	1	
Short-Term Suspension	146	174	129
Emergency Exclusion	6	4	1
Totals	153	179	130

Table 20- Total Middle School Out of School Resolutions

Resolutions	2015/16	2016/17	2017/18
Expulsion	6	11	8
Mandatory Reassignment	1		
Long-Term Suspension	43	57	59
Short-Term Suspension	674	578	453
Emergency Exclusion	8	19	23
Totals	732	665	543

Table 21 - Total High School Out of School Resolutions

Resolutions	2015/16	2016/17	2017/18
Expulsion	57	53	50
Mandatory Reassignment			
Long-Term Suspension	135	100	98
Short-Term Suspension	609	342	427
Emergency Exclusion	10	8	7
Totals	811	503	582

Table 22 - Total District Out of School Disciplinary Resolutions

Resolutions	2015/16	2016/17	2017/18
Expulsion	63	64	58
Mandatory Reassignment	1		
Long-Term Suspension	179	158	157
Short-Term Suspension	1,429	1,094	1,009
Emergency Exclusion	24	31	31
Totals	1,696	1,347	1,255

Repeat Offenders

In the 2017-18 there were 2,422 students who had four (4) or fewer discipline events. When repeat events were disaggregated, it was found that 266 students had between 5-9 events. There were 71 students with 10-14 events, 30 students with 15-19 events, 15 students with 20-24 events, 7 students with 25-29 events, 6 students with 30-34 events, 1 student with 35-39 events, 0 students with 40-44 events, and 1 student with more than 45 events. Buildings work with students using both Tier 1 and Tier 2 behavior strategies for students who have had 5 or more behavior events.

Table 23 - Repeat Offenses

School	1-4	5-9	10-14	15-19	20-24	25-29	30-34	35-39	40-44	45+
Abbott	23		1							
Ackerman	14	2				1				
Aldrich	22									
Black Elk	33	4								
Bryan	24	3		1						
Cather	15	3								
Cody	33	14	2	3		1				1
Cottonwood	51	3	3	1	1	1				
Disney	44	1								
Ezra Millard	28	10	3	2	2					
Harvey Oaks	30	2								
Hitchcock	14									
Holling Heights	22	2	1							
Montclair	55									
Morton	24		1				1			
Neihardt	59	8	1							
Norris	54	4	2	3	1	3	4			
Reagan	41									
Reeder	41	3								
Rockwell	27	2								
Rohwer	17	3	1							
Sandoz	40	3	5	2						
Upchurch	27			1						
Wheeler	30	2								
Willowdale	30	1	1	2						
Andersen MS	121	22	9	1	2		1			
Beadle MS	180	14	4							
Kiewit MS	119	13	3	2	1					
Millard Central MS	219	54	7							
Millard North MS	145	25	7	3	6	1				
Russell MS	103	19	7	4	2			1		
Millard North HS	213	3	2	1						
Millard South HS	302	34	10	4						
Millard West HS	160	8								
Millard Horizon HS	62	4	1							
Total	2,422	266	71	30	15	7	6	1	0	1

Out of School Resolutions by Grade**Table 24 - Total Out of School Resolutions by Grade**

Resolutions	PK	K	1	2	3	4	5	6	7	8	9	10	11	12	Total
Expulsion									6	2	13	14	9	14	58
Mandatory Reassignment															0
Long-Term Suspension								5	12	41	34	28	20	17	157
Short-Term Suspension	1	7	20	36	18	25	24	139	133	177	137	119	105	68	1009
Emergency Exclusion			1					2	5	16	1	3	1	2	31
2017/18 Totals	1	7	21	36	18	25	24	146	156	236	185	164	135	101	1,255
2016/17 Totals	2	19	21	54	35	10	38	204	206	256	142	164	118	78	1,347
2015/16 Totals	3	16	38	19	13	23	41	229	250	253	211	229	179	192	1,696

Ombudsman Education Program

The alternative program known as Ombudsman was implemented during the spring of 2010 for students who had been long-term suspended for ten days or longer and for those students who were expelled from school.

Table 25 - Ombudsman Discipline Enrollment

Resolutions	2015/16	2016/17	2017/18
Long Term Susp Students who attended Ombuds	113	107	112
Expelled Students who attended Ombudsman	58	47	54
Special Circum Students who attended Ombudsman	14	13	20

Alcohol Breath Testing Device Utilization

The use of breath testing devices is regulated by Policy 5490 and related Rule 5490.1. The breath testing device is used to measure alcohol levels in students at the high school and middle school levels. Rule 5490.1 provides that the Board of Education be given annual reports of the utilization of the breath testing devices. These numbers do not include the use of the Alco-Wands.

Table 26 - Breathalyzer Utilization by School

Summary	AMS	BMS	CMS	KMS	NMS	RMS	MN	MS	MW	HHS	Total
Administered	0	0	3	2	0	0	0	20	2	0	27
Positives	0	0	0	0	0	0	0	16	1	0	17

District Totals by School Year

	2015/16	2016/17	2017/18
Administered	35	22	27
Positives	11	11	17

Discipline Hearings**Table 27 - Discipline Hearings**

Hearings	2015/16	2016/17	2017/18
Requested	9	12	7
Conducted	7	6	6
Upheld	6	5	6

Special Health Care Related Assignments

Table 28- Number of Students with Special Health Related Issues

Condition	Elementary	Middle School	High School	Total	% Population
Allergies	1,601	1,087	1,654	4,342	18.79%
Asthma	627	460	753	1,840	7.96%
Blood Disorders	24	10	27	61	0.26%
Cancer	5	6	13	24	0.10%
Cardiac	3	26	1	30	0.13%
Dermatology	199	78	68	345	1.49%
Diabetes	14	26	46	86	0.37%
Endocrine	52	52	107	211	0.91%
Gastro Intestinal	248	122	178	548	2.37%
Headache/Migraine	51	101	172	324	1.40%
Hearing	42	31	38	111	0.48%
Muscular	23	15	37	75	0.32%
Orthopedic	78	61	74	213	0.92%
Vision	41	46	54	141	0.61%
Other	420	249	539	1,208	5.23%
Pregnancy			2	2	0.01%
Psychological	575	487	965	2,027	8.77%

Student Health Screens

The majority of screenings performed in the MPS Health Rooms are in Kindergarden, Grades 1, 2, 3, 4, 7, and 10 as well as new students due to state requirements. Differences in numbers in screenings are primarily due to the paperwork that is submitted by parents/guardians.

Table 29 - Number of Health Screenings Performed by Health Care Staff

Screens	Number Administered	Resulting Referrals
Audiometer Tests	11,377	343
Vision Screening	11,111	811
Oral Screening	11,267	95
Diabetic Screenings*	16,401	0
	2015/16	52,278
	2016/17	53,173
	2017/18	50,156
		1,383
		1,599
		1,249

*Diabetic Screenings are not a state required health care screenings.

Health Related Office Visits

Table 30 - Total Health Related Contacts

Staff	2015/16	2016/17	2017/18
School Nurse /CNA/CMA	111,346	108,997	143,150
Health Para/Other	166,642	188,750	160,551
Totals	277,988	297,747	303,701

Table 31 - Total Counseling Contacts

Total Counseling Contacts	
2015/16	51,219
2016/17	56,266
2017/18	58,331

Table 32 - Counseling Contact Types

Top 5 Contact Types/Reasons	2015/16	2016/17	2017/18
Personal and Social	15,994	17,371	17,180
Academic Planning	9,438	10,831	10,317
Group Participation	4,186	4,582	6,418
Academic Progress	5,704	5,807	5,787
Peer Related Concerns	N/A	4,484	4,140
Other	2,541	3,030	2,682

Table 33 -Total Social Worker Contacts

Total Social Worker Contacts	
2015/16	12,498
2016/17	13,299
2017/18	9,822

Table 34 - Social Worker Contact Types

Top 5 Contact Types/Reasons	2015/16	2016/17	2017/18
Attendance	4,345	4,510	4,148
Personal and Social	1,519	1,699	983
Family Related Concerns	1,728	1,225	523
Academic Progress	592	624	539
Academic Planning	464	648	393

Crisis Team

The district's crisis team assists staff members working with a crisis situation so they can, in turn, support students and other staff members in coping with loss. The Millard Crisis Team also implements postvention plans to assist teachers, students, and parents in coping with aftermath of loss.

Table 35 - Number of Crisis Team Responses

Response Type	2015/16	2016/17	2017/18
Student Death	1	3	1
Staff Death	2	1	3
Other	2		

Crisis Intervention for Students At-Risk

Counselors and school psychologists identify and intervene with students who are considered to be at-risk and require crisis intervention. Following departmental guidelines, Student Services staff, as well as other building personnel, identify students who are potentially suicidal.

Table 36 - Suicide Interventions

Level	2015/16	2016/17	2017/18
Elementary	50	50	28
Middle School	70	102	67
High School	42	72	125
Totals	162	224	220

Child Abuse and Neglect Reports

Table 37 - Child Abuse and Neglect Reports

Level	2015/16	2016/17	2017/18
Elementary	79	78	79
Middle School	27	40	61
High School	19	19	23
Totals	125	137	163

School/Community Intervention Program (SCIP) Team Activities

Each secondary school has an active SCIP team to assist students with potential drug/alcohol problems. Teachers are encouraged to refer students to their school's SCIP Team if they suspect a drug/alcohol-related problem.

Teams collect additional information on referred students to determine if there is a reason to believe a student might have a concern relating to drug/alcohol dependency issues. Other referrals come from parents or from the hotline which alerts SCIP leaders to potential drug or alcohol problems. If it is determined that there is a potential problem, parents/guardians are contacted and encouraged to have their child take a drug/alcohol evaluation, get treatment, or take other steps to solve the problem.

Table 38 - SCIP Team Referrals and Interventions

Grade	Referrals			Interventions			Local Agency Referrals		
	M	F	Total	M	F	Total	M	F	Total
9	3	1	4	1	0	1	1	0	1
10	4	3	7	3	3	6	2	2	4
11	14	5	19	13	4	17	8	2	10
12	18	8	26	16	5	21	12	4	16
Totals	39	17	56	33	12	45	23	8	31

Table 39 - Student Referrals, Intervention, Agency Referral Historical Data

Action Taken	2015/16	2016/17	2017/18
Referrals	102	69	56
Interventions	89	49	45
Local Agency Referrals	23	13	31

Connections Student Health Referrals

Connections through Project Harmony is a voluntary mental health referral program that provides our school social workers with a single point of referral for families and students in need of mental health support. Connections coordinators work closely with school staff and contracted therapists to identify needs and to match those needs with the appropriate providers. Students and families are typically "Connected" with a mental health provider within 24 hours

Table 40 - Connections Student Health Referrals by Grade

Grade	K	1	2	3	4	5	6	7	8	Total
Number of Referrals 2017-18	5	21	44	36	19	15	41	51	44	276
Number of Referrals 2016-17	9	6	14	13	11	13	32	45	32	175

High School Therapists Referrals

Beginning in February 2018, Millard Public School and The Child's Respite Care Center (CRCC) entered into a partnership that placed three on-site mental health therapists in each of our high schools. The therapists provide an in-house point of referral for our social workers and counselors who may be working families and students in need of this type of assistance. Our school based therapy is optional for families and any in-school sessions are scheduled around core instructional periods.

Table 41 - High School Based Therapist Referrals

	Referred	Active	Discharged	Totaled Served
	26	15	4	19
	27	15	4	19
	22	15	2	17
* Total	75	45	10	55

* The numbers represented above are the number of referrals received from mid - February until the end of the school year.

SECURITY & EMERGENCY MANAGEMENT

Hotline Calls

A 24-hour, seven-day-a-week hotline is maintained for use by Millard students and parents. Students and parents may call to report on any subject. Starting in the 2013-14 school year Millard Public Schools collaborated with the BoysTown National Hotline for suicide intervention and call services.

Table 42 - Number of Safe School Hotline Calls

Topic	2015/16	2016/17	2017/18
Drugs	8	4	4
Alcohol			
Gangs			
Guns	3	4	8
Bullying/Harassment	14	5	9
Threats	2		2
Fights			1
Suicide/Mental Health	10	21	33
Abuse	1	2	1
Other Safety Concerns	6	6	7
Totals	44	42	65

Scholarship Report

On an annual basis, the High School Counseling Department Heads collect and evaluate student scholarship data. The table below is a summary of their findings.

Table 44 - Summary of Senior Scholarships

Graduates	Class of 2016	Class of 2017	Class of 2018
North	548	568	539
South	494	488	495
West	538	576	586
Totals	1,580	1,632	1,620
Graduates Awarded Scholarships			
North	236	265	235
South	161	177	153
West	238	274	278
Totals	635	716	666
Number of Students Accepting Scholarships			
North	191	223	211
South	159	161	153
West	213	221	250
Totals	563	605	614
Number of Scholarships Accepted			
North	426	484	421
South	268	286	264
West	447	405	496
Totals	1,141	1,175	1,181
Approx. Value of Millard Scholarships Accepted			
North	\$8,149,075	\$10,779,903	\$7,802,555
South	\$6,084,785	\$6,853,134	\$8,829,459
West	\$4,349,532	\$5,969,845	\$7,007,349
Totals	\$18,583,392	\$23,602,882	\$23,639,363
Athletic Scholarship Awarded			
North	23	30	33
South	26	21	20
West	43	41	48
Totals	92	92	101